

Travis Central Appraisal District



Board of Director's Meeting
December 3, 2020
11:30 a.m.

Prepared: December 1, 2020
Revised: December 2, 2020
December 3, 2020

TRAVIS CENTRAL APPRAISAL DISTRICT

BOARD OFFICERS

JAMES VALADEZ
CHAIRPERSON
BRUCE GRUBE
VICE CHAIRPERSON
THERESA BASTIAN
SECRETARY/TREASURER



MARYA CRIGLER
CHIEF APPRAISER

BOARD MEMBERS

TOM BUCKLE
BRUCE ELIANT
ANTHONY NGUYEN
FLEANNOR POWELL
RYAN STEGLICH
ELIPE ULLOA
BLANCA ZAMORA GARCIA

STAYS IN FILE

VIA VIDEOCONFERENCE - The public may hear and view this meeting while in progress online at
<https://us02web.zoom.us/j/362812703>

AGENDA

REGULAR MEETING - THURSDAY, DECEMBER 3, 2020 – 11 30AM



2 pgs

202081592

- 1 CALL TO ORDER
- 2 ESTABLISHMENT OF QUORUM
- 3 CITIZENS COMMUNICATION - Public comment will be allowed via teleconference, no in person input will be allowed All public comment will occur at the beginning of the meeting starting at 11 30 AM To speak remotely at this meeting persons must register online at <https://www.traviscad.org/speaker-registration> no later than 1 5 hours prior to the meeting start time Approximately one hour prior to the meeting start time, speakers will receive email instructions on how to login to participate in the meeting Emails will come from outreach@tcadcentral.org
- 4 CONSENT AGENDA - These items may be acted upon by one motion No separate discussion or vote on any of the items will be had unless requested by a Board member
 - a APPROVAL OF THE MINUTES OF THE OCTOBER 23, 2020 MEETING
 - b TAXPAYER LIAISON REPORT
 - c SECTION 25 25B REPORT
 - d ACCOUNTING STATEMENTS
 - e LINE ITEM TRANSFERS
 - f PERSONNEL REPORT
- 5 REGULAR AGENDA
 - a DISCUSSION AND POSSIBLE ACTION ON ARB 2020 BUDGET AMENDMENTS TO INCLUDE ADDITIONAL BUDGET REQUEST, LINE ITEM TRANSFERS AND ARB PER DIEMS
 - b DISCUSSION AND POSSIBLE ACTION ON ARB 2021 BUDGET AMENDMENTS TO INCLUDE LINE ITEM TRANSFERS AND ARB PER DIEMS
 - c DISCUSSION AND POSSIBLE ACTION ON CHIEF APPRAISER REPORT, TO INCLUDE 2021 FIELD WORK AND VALUATION PROCESSES, COMMUNICATIONS AND OUTREACH PROGRAMS, PLANNED 2021 INFORMAL AND FORMAL PROCESSES
 - d DISCUSSION AND POSSIBLE ACTION ON PURCHASE FROM STATE OF TEXAS CONTRACT # DIR-TSO 3763 OF DELL TECHNOLOGIES EMC STORAGE SOLUTIONDISCUSSION AND POSSIBLE ACTION ON PURCHASE FROM TRUE PRODIGY TECH SOLUTIONS OF DEVELOPMENT COSTS FOR MOBILE FIELD DEVICE AND QUEUE SYSTEM SOLUTIONS
 - e DISCUSSION AND POSSIBLE ACTION ON APPOINTMENT AND COMPENSATION OF TAXPAYER LIAISON OFFICER
 - f DISCUSSION AND POSSIBLE ACTION ON CHIEF APPRAISER'S PERFORMANCE REVIEW AND EMPLOYMENT CONTRACT
 - g DISCUSSION AND POSSIBLE ACTION ON CARRY OVER OF VACATION HOURS IN EXCESS OF 625

- HOURS TO 2021 DUE TO COVID-19 PANDEMIC
- h DISCUSSION AND POSSIBLE ACTION ON LITIGATION AND APPEALS RELATED TO PENDING LAWSUITS AND ANTICIPATED LAWSUITS
 - i DISCUSSION AND POSSIBLE ACTION TO ADD ITEMS TO FUTURE AGENDAS
 - j ADJOURNMENT

THE BOARD MAY MEET IN EXECUTIVE SESSION TO DELIBERATE ANY MATTER AUTHORIZED BY TEXAS GOVERNMENT CODE SEC 551 001 et seq [THE TEXAS OPEN MEETING ACT] INCLUDING

- SEC 551 071, Consultation with attorney regarding pending or contemplated litigation, settlement offers, and matters on which the attorney has a duty to advise the Board under the Texas Disciplinary Rules of Professional Conduct of the State Bar of Texas
- SEC 551 072, Deliberations regarding real property
- SEC 551 074, Personnel matters, to deliberate the appointment, employment, evaluation, reassignment, duties, discipline, or dismissal of the Chief Appraiser or other public officer or employee, or to hear a complaint or charge
- SEC 551 076, Deliberations regarding security devices

The Travis Central Appraisal District is committed to compliance with the Americans with Disabilities Act Reasonable modifications and equal access to communications will be provided upon request Please call 512-834-9317 extension 313 for information For a sign language interpreter, please call 48 hours prior to meeting

CERTIFICATE OF POSTING

I, Leana Mann, Director of Operations of the Travis Central Appraisal District, do hereby certify that on the 30th day of November 2020, by 9 o'clock am this Notice of Meeting was posted at the District's Offices, located at 8314 Cross Park Drive, Austin, Texas 78754 This Notice of Meeting was posted in a place readily accessible to the general public at all times for 72 continuous hours prior to the meeting, filed with the Travis County Clerk for posting by the Clerk at the Travis County Courthouse, and posted on the District's website

Leana Mann

By

Printed Name Leana Mann

Title Director of Operations

Came to hand and posted on a Bulletin Board in the Courthouse,
Austin, Travis County, Texas on this the 30 day of
November 2020

Dana DeBeauvoir
County Clerk, Travis County, Texas

By *E. Medina* Deputy

E. MEDINA



202081592

**FILED AND RECORDED
OFFICIAL PUBLIC RECORDS**

Dana DeBeauvoir

Dana DeBeauvoir, County Clerk
Travis County, Texas

Nov 30, 2020 08 45 AM

Fee \$3 00

MEDINAE

AGENDA ITEM

#4A

TRAVIS CENTRAL APPRAISAL DISTRICT

BOARD OFFICERS
JAMES VALADEZ
CHAIRPERSON
BRUCE GRUBE
VICE CHAIRPERSON
THERESA BASTIAN
SECRETARY/TREASURER



MARYA CRIGLER
CHIEF APPRAISER

BOARD MEMBERS
TOM BUCKLE
BRUCE ELFANT
ANTHONY NGUYEN
ELEANOR POWELL
RYAN STEGLICH
FELIPE ULLOA
BLANCA ZAMORA-GARCIA

TCAD - BOARD OF DIRECTORS MINUTES OF THE OCTOBER 23, 2020 TELECONFERENCE MEETING

1. Call to order

Meeting called to order by James Valadez at 11:32 a.m. on October 23, 2020.

Due to COVID-19, in accordance with Texas Government Code 418.016, Governor Abbott announced the suspension of various provisions of the Open Meetings Act that require government officials and members of the public to be physically present at a specified meeting location. Pursuant to that suspension, this meeting was held utilizing the Zoom meeting service. Members of the public were not allowed to attend this meeting in person. The public was able hear, view and participate in this meeting while in progress online.

2. Establishment of Quorum

James Valadez, Chairperson	Travis County	Present
Bruce Grube, Vice Chairperson	Travis County	Present
Theresa Bastian, Secretary	Austin ISD	Present
Felipe Ulloa	Austin ISD/City of Austin	Present
Blanca Zamora-Garcia	City of Austin	Absent
Eleanor Powell	City of Austin	Absent
Ryan Steglich	Austin ISD	Present
Tom Buckle	West Travis County	Absent
Anthony Nguyen	East Travis County	Present
Bruce Elfant	Travis Co. Tax Assessor-Collector (Non-voting)	Present

Also present were Marya Crigler, Chief Appraiser, Kate Alexander, Deputy Chief Policy & Communications, Leana Mann, Director of Operations, and Dustin Banks, Litigation Attorney.

3. Citizens Communication

None

4. Consent Items

- a. Approval of the minutes of the September 3, 2020 meeting

MOTION: Approve consent agenda
RESULT: **APPROVED [UNANIMOUS]**
MOVER: Anthony Nguyen **SECONDER:** Bruce Grube

AYES: James Valadez, Bruce Grube, Theresa Bastian, Felipe Ulloa, Ryan Steglich, Anthony Nguyen

ABSENT: Blanca Zamora-Garcia, Eleanor Powell, Tom Buckle

5A. Discussion and action on purchase from State of Teas DIR Contract # DIR-TSO 4288 of Carahsoft Technology Corporation Transunion- Enhanced Real Estate Report

Members of the board heard from:
Marya Crigler, Chief Appraiser

MOTION: Approve purchase of DIR contract.
RESULT: **APPROVED [UNANIMOUS]**
MOVER: Bruce Grube **SECONDER:** Theresa Bastian

AYES: James Valadez, Bruce Grube, Theresa Bastian, Felipe Ulloa, Ryan Steglich, Anthony Nguyen

ABSENT: Blanca Zamora-Garcia, Eleanor Powell, Tom Buckle

5B. Discussion and possible action on Administrative Judge's appointment, reappointment or replacement of Appraisal Review Board members

Members of the board heard from:
Marya Crigler, Chief Appraiser

MOTION: Send a letter to taxpayer liaison officer to distribute to the Administrative Judge requesting 200 active ARB member. Also, to reiterate the importance of participating in the ARB, and request the removal of ARB members who are not participating.
RESULT: **APPROVED [UNANIMOUS]**
MOVER: Anthony Nguyen **SECONDER:** Ryan Steglich

AYES: James Valadez, Bruce Grube, Theresa Bastian, Felipe Ulloa, Ryan Steglich, Anthony Nguyen

ABSENT: Blanca Zamora-Garcia, Eleanor Powell, Tom Buckle

5C. Discussion and possible action on litigation and appeals related to pending lawsuits and anticipated lawsuits

RESULT: **NO DISCUSSION**

5D. Discussion and possible action to add items to future agendas.

Note: Board Members requested the following items be added to the next agenda:

- Chief Appraiser contract renewal
- End of year budget amendment and line item transfers
- Next Meeting tentatively scheduled for December 3, 2020 at 11:30 a.m.

5E. Adjournment

MOTION: Adjourn meeting at 12:05 PM

RESULT: **APPROVED [UNANIMOUS]**

MOVER: Anthony Nguyen **SECONDER:** Bruce Grube

AYES: James Valadez, Bruce Grube, Theresa Bastian, Felipe Ulloa, Ryan Steglich, Anthony Nguyen

ABSENT: Blanca Zamora-Garcia, Eleanor Powell, Tom Buckle

Respectfully submitted,

Theresa Bastian, Secretary

Approved:

James Valadez, Chairperson

AGENDA ITEM

#4B

Travis Taxpayer Liaison Activity Report

Objective: minimize complaints by working with Property Owners
to understand and resolve their issues.

Due to COVID-19 ,
there have been no in-person interviews with Property Owners

Property Owner Contacts	2016	2017	2018	2019
	430	653	674	1,576

	Complaints	Property Owner Interactions									
	ARB Hearings	General Inquiries	Protest Process	efiling	Exemptions	Change of Address	Agent Appointment	BBP Issues	Open Records	Tax Issues	Total Activities
Jan	0	16	23	0	24	0	5	4	1	21	94
Feb	2	13	5	0	23	1	6	2	0	5	57
March	0	11	12	0	26	0	7	5	0	11	72
April	0	13	13	8	34	0	16	2	0	6	92
May	0	31	61	16	21	3	13	4	2	14	165
June	1	13	30	0	7	1	5	3	4	13	78
July	1	9	27	0	16	0	6	2	1	3	65
Aug	0	21	16	0	12	0	0	1	0	5	55
Sept	1	17	32	0	9	1	0	1	0	6	67
Oct	1	23	20	0	8	4	0	1	0	22	79
Nov	2	12	27	0	14	0	3	0	0	15	73
Dec											
Total	8	179	266	24	194	10	61	25	8	121	897

2020 Complaints from Property Owners

Due to COVID-19, there have been no in-person interviews.

Complaints are written by property owners who wanted to file an official complaint. This log is a summary of those complaints.

Their issues were not resolved to their satisfaction.

Complete, unedited complaints submitted to Comptroller's Office at year-end

Main Reason for Complaints:

- Not understanding the process
- Problem with uploading evidence for hearing
- Not enough time for hearing
- Evidence presented by Property Owner not considered by ARB
- Treated disrespectfully by ARB panel and/or District Appraiser
- Protest denied when entering wrong year for protest
- Hearing result unfair - Wanting another hearing

Complaint Log

02/11/2020 Warren Mabry PID 832034

Complaint:

- Having to wait over two hours past scheduled ARB hearing time was unreasonable.
- Believed an allocated 5 minutes was not enough time to present his case.
- Felt ARB panel showed no interest in property owner's evidence.
- Argued market value unfair due to the process used to determine market value was flawed.

Property owner filed for arbitration.

02/14/2020 Bobby Green PID 285606

On 10/15/2019 property owner had an ARB hearing for the year 2018. In that hearing, removed exemptions were reinstated. However, on 01/01/2018, property was only a vacant lot. Exemptions cannot be applied to a vacant lot. The ARB made an error in reinstating the exemptions.. Property owner is demanding exemptions be applied as granted by his hearing. District has refused to reinstate the property exemptions. ARB attorney will write letter to property owner explaining the ARB error. ARB to reschedule a hearing to correct the error. Property owner does not accept there was an error and continues to insist exemptions be reinstated. He is taking his case to the American Statesman.

06/26/2020 Jeff Picard PID 120678

Over the period of June 8th through June 26th there were numerous emails from property owner complaining about the district making changes to the physical characteristics of his property that he believes were not justified. He requested a characteristics review in time to support his 2020 ARB hearing. Due to district procedures, the field check would not happen before his scheduled 2020 hearing. Property owner filed an informal and rejected offer made. Property owner believes his evidence submitted was not considered by the district. Time to evaluate and respond to district offer unreasonably short and denied property owner opportunity to property challenge district offer. Property owner has requested and has been granted a rescheduling of his ARB hearing.

07/22/2020 Heinz Grether PID 177598 / 162984 / 162974 / 156484 / 716061

When submitting protest form, property owner requested an in-person protest hearing and that his notice be sent via email. Property owner claims he received his notice of protest hearing after the set hearing date. Additionally, he complains that the notice changed his hearing from an in-person to a telephone hearing. Although the notice provided instructions about how to change to an in-person hearing, property owner believes since he already requested an in-person hearing, he should not have had to again request the in-person hearing.

09/11/2020 Scott Neal PID 810541

Property owner wants to file a complaint about the postcard notification process. He believes there is probably not a significant mailing saving, the postcard does not serve as a proper market value notification by the district, and the postcard process assumes the property owner has access to a computer and internet access. Property owner is requesting the district revert back to sending out market value notification letters.

10/15/2020 Floyd Brier PID 550961

During formal phone call hearing, the property owner complained that multiple times his phone was muted denying him the opportunity to address questions about evidence presented by the district. Also, could not hear the ARB deliberation about the hearing. Due to the multiple phone mutings, property owner felt mistreated, disrespected, and bamboozled during the hearing. He considered the behavior of the TCAD and TARB to have been unprofessional and recommended phone hearing be eliminated.

11/20/2020 Joe Arenella PID 837479

ARB did not consider the two appraisals presented by Property Owner. Per phone call, reviewed appraisals presented by Property Owner and explained the following problems with comps used in the appraisals:

- One of the appraisals was done with a cost approach, not market.
- Appraisals done for refinancing typically have lower market value than appraisals done when establishing market value for selling property.
- Comps used in the appraisals were in a different neighborhood code from subject
- Appraisal comps were all two story houses. Subject is a one story house. Two story houses are considered less value than one story houses.
- Subject lot value at 350,000. Comp lots values from 175,00 to 225,000. Significant difference in market value is in the land.

11/24/2020 Paul Robbins PID 312020

After rejecting e-file offer, property owner wanted but was not granted an in-person informal with a district appraiser, but was not granted. At his ARB hearing, evidence uploaded was not presented due to evidence being uploaded in wrong format. Additionally, Property Owner had requested how prior year market values had been determined but info was not provided. Property Owner believed that information was a critical part of his protest.

Per phone meeting, explained the need to submit his request about prior year protest should be submitted as an open records request to the district's records manager, and provided link for submission. Also explained the information would not have been considered by the ARB when determining current year market value.

Due to what property owner believes were poor instructions about how to upload evidence and lack of prior year requested evidence, property owner demanded another hearing. Request forwarded to ARB, and rejected by ARB.

AGENDA ITEM

#4C



EMAILED A COPY TO
MR. CORDELLE,
TARB CHAIRPERSON
VIA TCADARB@GMAIL.COM
20201130 OAK

Travis Central Appraisal District

Section 25.25B Report

Page 1 of 10

11/30/2020

7:21:03AM

From: August 31, 2020

To: November 25, 2020

Prop ID	Year	Owner Name/ Legal Description	Location	NOAV Market	Current Market
100815	2020	WOLFF WARREN H TRUST B THE LOT 2 AVON HEIGHTS SEC 8	2010 MEADOWRIDGE DR	\$687,871	\$687,871
101615	2020	LENAPE RESIDENTIAL LLC LOT 32 BLK 1 OVERLOOK ESTATES PHS 1 THE	10512 SUPERVIEW DR	\$968,174	\$968,174
102526	2017	JACOBS MARY LIFE ESTATE LOT 10 SUN TERRACE	2018 FORD ST	\$544,049	\$544,049
102526	2016	JACOBS MARY LIFE ESTATE LOT 10 SUN TERRACE	2018 FORD ST	\$515,453	\$515,453
104736	2020	BRECKBILL MATTHEW LOT 23 BLK C COUNTRYSIDE SEC 1	1908 MISTYWOOD DR	\$735,000	\$735,000
107418	2020	2605 TRUST UNNUMBERED LOT LJPH #1 ADDN	400 INWOOD RD	\$2,053,273	\$2,053,273
109002	2020	1417 WEST LYNN LLC LOT 43 OLT 7 DIV Z ENFIELD B	1417 WEST LYNN ST	\$1,146,640	\$1,146,640
110369	2020	1404 WOODLAWN LLC LOT 41 ENFIELD E	1404 WOODLAWN BLVD	\$1,259,040	\$1,259,040
111042	2020	SIFUENTES MARINA P LOT 4 BLK H WESTWOOD SEC 2	208 LAURELWOOD TRL	\$1,396,568	\$1,396,568
112288	2020	POLAN DEBORAH G ABS 697 SUR 7 SPEAR G W ACR .200	1101 MERIDEN LN	\$1,199,851	\$1,199,851
117359	2020	CARPENTER SCOTT & LAURA 2018 CARPENTER ESTATE	1521 WILD CAT HOLW	\$200,000	\$200,000
119412	2020	DAVIS SIFUENTES FAMILY S 18 FT OF LOT 1 * & N 34 FT OF LOT 2 BLK 1 WOODS ADDN	3312 KERBEY LN	\$534,200	\$534,200



Travis Central Appraisal District

Section 25.25B Report

Page 2 of 10

11/30/2020

7:21:03AM

From: August 31, 2020

To: November 25, 2020

Prop ID	Year	Owner Name/ Legal Description	Location	NOAV Market	Current Market
134030	2020	TREEHOUSE HIDEAWAYS LLC UNT 411 BLD D MALAGA CONDOMINIUMS AMENDED PLUS .720% INTEREST IN COMMON AREA	6910 HART LN # 411	\$116,130	\$116,130
137179	2020	WILLIS STEVEN T & ANGELA H LOT 98 CARDINAL HILLS UNIT 3	15101 PARAKEET ST	\$70,000	\$70,000
139180	2020	MCCRACKEN BLAKELEY & ERIN MCCRACK LOT 38 BLK D CAT MOUNTAIN NORTH SEC I-A	6516 LADERA NORTE	\$568,720	\$568,720
141565	2020	HILL DUSTIN C LOT 5 BLK F NORTHWEST HILLS MESA OAKS PHS 1	4108 DEEPWOODS DR	\$1,138,785	\$1,138,785
143473	2020	MARTINEZ MA ANSELMA LOT 21 BLK J APACHE SHORES SEC 5	14809 BRANDING IRON PASS	\$30,000	\$30,000
151072	2018	STEPHEN EDWARD K II & JOYCE K LOT 8 BLK F SIESTA SHORES SEC 1 Removing 1 of 2 improvements 10/23/2020 TMD//	865 WINDY SHORES LOOP	\$349,960	\$185,999
170542	2020	MILLENNIUM HOMES LLC LOT 28116 HIGHLAND LAKE ESTATES SEC 28	21824 TICONDEROGA AVE	\$6,500	\$6,500
177024	2020	DAVISON CHRIS LOT 551 LAGO VISTA COUNTRY CLUB ESTATES SEC 4	20602 OAK RIDGE	\$8,000	\$8,000
178741	2020	SMITH LARRY & EILEEN LOT 25 BLK E LAGO VISTA SEC 3 PHS 3	20814 BUENA VISTA	\$4,032	\$4,032
187745	2020	CSW 5TH ST LLC ACR 1.330 DEETS E H ET AL ESTATE	5200 E 5 ST	\$1,158,700	\$1,158,700
189446	2020	2400 ECC ARC LLC LOT 1A RESUB LTS 1&12 OLT 26 DIV O ALFF ADDN	2420 E CESAR CHAVEZ ST	\$2,474,084	\$2,474,084
189450	2020	2400 ECC ARC LLC LOTS 2-6 OLT 26 DIV O ALFF ADDN & LOT 6 LESS N 12.5 FT & LOT 8-9 OLT 26 DIV O UNIVERSITY OF SAN ANTONIO SUBD	2406 E CESAR CHAVEZ ST	\$9,650,237	\$9,650,237



Travis Central Appraisal District

Section 25.25B Report

Page 3 of 10

11/30/2020

7:21:03AM

From: August 31, 2020

To: November 25, 2020

Prop ID	Year	Owner Name/ Legal Description	Location	NOAV Market	Current Market
194093	2019	MEDINA SOFIA LOT 47 BLK G KENNEDY RIDGE ESTATES SEC 2	6004 JACQUELINE LN	\$74,092	\$52,428
RMV MH IMP FROM THIS ACCT FOR 2015-2020 APPR YRS; AFTER RESEARCH W/APPR & EMAIL FROM OW, THIS MH WAS SOLD AND NO					
194093	2018	MEDINA SOFIA LOT 47 BLK G KENNEDY RIDGE ESTATES SEC 2	6004 JACQUELINE LN	\$75,019	\$51,510
RMV MH IMP FROM THIS ACCT FOR 2015-2020 APPR YRS; AFTER RESEARCH W/APPR & EMAIL FROM OW, THIS MH WAS SOLD AND NO					
194093	2017	MEDINA SOFIA LOT 47 BLK G KENNEDY RIDGE ESTATES SEC 2	6004 JACQUELINE LN	\$76,586	\$48,459
RMV MH IMP FROM THIS ACCT FOR 2015-2020 APPR YRS; AFTER RESEARCH W/APPR & EMAIL FROM OW, THIS MH WAS SOLD AND NO					
194093	2016	MEDINA SOFIA LOT 47 BLK G KENNEDY RIDGE ESTATES SEC 2	6004 JACQUELINE LN	\$67,657	\$39,066
RMV MH IMP FROM THIS ACCT FOR 2015-2020 APPR YRS; AFTER RESEARCH W/APPR & EMAIL FROM OW, THIS MH WAS SOLD AND NO					
194093	2015	MEDINA SOFIA LOT 47 BLK G KENNEDY RIDGE ESTATES SEC 2	6004 JACQUELINE LN	\$68,939	\$39,956
RMV MH IMP FROM THIS ACCT FOR 2015-2020 APPR YRS; AFTER RESEARCH W/APPR & EMAIL FROM OW, THIS MH WAS SOLD AND NO					
208138	2020	ACACIA BUILDING ASSOCIATION INC CEN 50FT OF W 78FT LOT 3 OLT 60&64 DIV D GRAHAM SUBD	2611 SALADO ST	\$313,632	\$294,030
208139	2020	ACACIA BUILDING ASSOCIATION INCORPORATED N 27FT OF W 78FT LOT 3 * & S 34.5FT OF W 78FT LOT 4 OLT 60&64 DIV D GRAHAM SUBD	2613 SALADO ST	\$361,003	\$359,775
208140	2020	ACACIA BUILDING ASSOCIATION INCORPORATED N 65.5FT OF W 78FT LOT 4 OLT 60&64 DIV D GRAHAM SUBD	2615 SALADO ST	\$384,500	\$383,175
208145	2020	ACACIA BUILDING ASSOCIATION INCORPORATED N 77FT OF E 167FT LOT 3 * & S 56FT OF E 167FT LOT 4 OLT 60&64 DIV D GRAHAM SUBD	2614 RIO GRANDE ST	\$1,665,825	\$1,665,825
209106	2020	KOENIG JESSICA LOT 19 BLK 2 OLT 29 DIV C UNIVERSITY PARK SUBD	3506 ROBINSON AVE	\$442,000	\$442,000
226613	2020	RFTI LLC LOT 53 *LESS 55FT NORTHFIELD ADDN	610 FRANKLIN BLVD	\$501,116	\$501,116
229156	2020	TRIPLE CROWN APTS LLC GRAND CANYON SUBD NO 2 & LOT 1-A RESUB A CAMERON PARK SEC 1 PLUS PART VAC STREET	1220 CAMINO LA COSTA	\$20,148,351	\$19,300,000



Travis Central Appraisal District

Section 25.25B Report

Page 4 of 10

11/30/2020

7:21:03AM

From: August 31, 2020

To: November 25, 2020

Prop ID	Year	Owner Name/ Legal Description	Location	NOAV Market	Current Market
230926	2020	SEXTON MARIANNE S & JOSEPH BAT LOT 34 BLK D SHOALMONT ADDN SEC 4	5605 SHOAL EDGE CT	\$525,100	\$494,500
236879	2020	MUSTANG KIMBRO ESTATES LLC LOT 5 KIMBRO ROAD ESTATES	12522 KIMBRO RD	\$144,290	\$144,290
236885	2020	MUSTANG KIMBRO ESTATES LLC LOT 4 KIMBRO ROAD ESTATES	12542 KIMBRO RD	\$223,982	\$223,982
243095	2020	BOHL DAVID & GRACIELA CANTU LOT 4 BLK D NORTH LAMAR PARK SEC 3	8906 SHEPARD DR	\$191,565	\$191,565
255043	2020	POINTE BUILDING THE LLC LOT A HARDINS HILLTOP	9300 RESEARCH BLVD	\$4,290,691	\$4,290,691
259808	2020	HUTCHINSON STEVE ROBERT UNT 69 BLD M COPPERTREE CONDOMINIUMS PHS IV PLUS .495% INT IN COMMON AREA	1015 E YAGER LN # 69	\$147,376	\$147,376
259916	2020	HUTCHINSON STEVE ROBERT UNT 188 BLD HH COPPERTREE CONDOMINIUMS PHS V AMENDED PLUS .495 % INT IN COM AREA	1015 E YAGER LN # 188	\$147,376	\$147,376
262129	2020	DOW LAURA SCHMIDT TRUST LOT 1 BLK 12 BALCONES WOODS SEC NO 1	4300 ANDALUSIA DR	\$426,053	\$426,053
276950	2020	BELLENJOY PROPERTIES LLC LOT 10 BLK 14 PAMELA HEIGHTS	15316 N INTERSTATE HY 35	\$930,000	\$755,000
276951	2020	BELLENJOY PROPERTIES LLC LOT 14 BLK 14 PAMELA HEIGHTS	N INTERSTATE HY 35	\$176,200	\$176,200
282179	2020	KEASLING VALERIE A LOT 9 BLK H STEEDS CROSSING	20900 TROTTERS LN	\$203,940	\$203,940
282902	2020	HATHAWAY CHARLA BERYL UNT 4 BLD B PECAN GROVE CONDOMINIUMS PLUS 27% INT IN COMMON AREA	1305 BICKLER RD # 4	\$264,407	\$264,407



Travis Central Appraisal District

Section 25.25B Report

Page 5 of 10

11/30/2020

7:21:03AM

From: August 31, 2020

To: November 25, 2020

Prop ID	Year	Owner Name/ Legal Description	Location	NOAV Market	Current Market
284673	2020	DAVIS SIFUENTES FAMILY UNT 172 BLD H TRAVIS GREEN CONDOMINIUMS PLUS 1.3885% INT IN COMMON AREA	1304 MARIPOSA DR # 172	\$259,196	\$259,196
295917	2020	TIERRA UNO LLC ABS 19 NAVARRO J A ACR 15.0000	CALDWELL LN	\$69,000	\$69,000
297483	2020	HALL NANCY ABS 530 SUR 501 MAYS G ACR 1.0 MH S#3443	9318 F M RD 812	\$17,143	\$17,143
299641	2020	MARTINEZ PAULINO & VERONICA LOT 303-4 SWISS ALPINE VILLAGE SEC 2	ALPS DR	\$47,241	\$11,412
25.25B for 2020, removed the existed MOHO due to personal property manufactured home account was created for 2020 & 2021 (PID#943607) ap					
303117	2020	REXTONIA PROPERTIES LLC E 55 FT OF N 140 FT LOT 11 LESS N 10FT BLK 1 FREDERICKSBURG ROAD ACRES	2053 S LAMAR BLVD	\$916,735	\$848,614
303118	2020	REXTONIA PROPERTIES LLC CEN 19.65 FT OF N 140 FT LOT 1 LESS N 15FT BLK 1 FREDERICKSBURG ROAD ACRES	2055 S LAMAR BLVD	\$391,765	\$391,765
312754	2020	SIFUENTES MARINA P UNT 215,302,304,305,315 MEDICAL CENTER SOUTH CONDOMINIUMS AMENDED THE PLUS 30.98 % INT IN COM	4207 JAMES CASEY ST # 215	\$2,636,800	\$2,636,800
315047	2020	WILLIAMSON SHAYANA LOT 1 BLK 3 OAK HILL HEIGHTS SEC 1	6700 LA CONCHA PASS	\$421,200	\$421,200
318171	2020	SEAVER MICHAEL J LOT 21 BLK F VILLAGE AT WESTERN OAKS SEC II	5614 WAGON TRAIN RD	\$300,766	\$300,766
350561	2020	REXTONIA PROPERTIES LLC .97AC OF LOT 1 ANKEN ADDN	11907 MENCHACA RD	\$575,605	\$575,605
351932	2020	BELLENJOY PROPERTIES LLC ABS 20 SUR 1 SLAUGHTER S F ACR 3.167	11904 OLD SAN ANTONIO RD #	\$223,913	\$223,913
354354	2020	BANDA JULIO MARTINEZ LOT 97 SANDY CREEK RANCHES PHS 4 MH S#17272X17SO72234106860	24404 LONG HOLLOW TRL	\$325,582	\$34,703
25.25B Removed SFRs for 2019-2020 the mobile homes are actually on the account. Add the septic's that are part of the land account for 2019-2020					



Travis Central Appraisal District

Section 25.25B Report

Page 6 of 10

11/30/2020

7:21:03AM

From: August 31, 2020

To: November 25, 2020

Prop ID	Year	Owner Name/ Legal Description	Location	NOAV Market	Current Market
354354	2019	BANDA JULIO MARTINEZ LOT 97 SANDY CREEK RANCHES PHS 4 MH S#17272X17SO72234106860 25.25B Removed SFRs for 2019-2020 the mobile homes are actually on the account. Add the septic's that are part of the land account for 2019-202	24404 LONG HOLLOW TRL	\$325,582	\$34,703
357958	2020	DRIVER ROBERT E SR & BETTY L LOT 14 RANCH SEC 12-A THE	1927 CLUBHOUSE HILL DR	\$316,063	\$316,063
371159	2020	THIAGARAJAN YUVARAJ & DEEPALAKSHMI LOT 8 BLK C WILLOW RUN SEC 6	15629 SAMBUCA CIR	\$343,500	\$343,500
379234	2020	KAF DEVELOPMENT COMPANY LOT 3-A MILWOOD SEC 24 AMENDED PLAT OF	6107 W PARMER LN	\$1,271,500	\$1,271,500
466648	2020	FLICK CHRISTOPHER & SHAYANA LOT 26 BLK G CANTERBURY TRAILS SEC III	1801 MONKS TALE CT	\$279,014	\$279,014
480023	2020	SPEARS MICAH AARON & LOT 1 BLK E SCOFIELD FARMS PHS 8 SEC 7	13408 CAMPESINA DR	\$360,700	\$360,700
568524	2020	FERNANDEZ CHRIS N & THERA TIK LOT 50 BLK C ELM CREEK SEC 1	17816 MAJESTIC ELM LN	\$170,344	\$170,344
709468	2020	GRAHAM TRACY A & UNT 2104 ISLAND ON LAKE TRAVIS CONDOMINIUM AMENDED THE PLUS .2619 % INT IN COM AREA	3404 AMERICAN DR # 2104	\$118,251	\$118,251
714427	2020	TOOLEY MICHELLE LOT 8 BLK F WOODLANDS SEC 1 THE	9004 SUN SHOWER BND	\$223,090	\$223,090
719868	2020	2400 ECC ARC LLC LOT 2 SUN TEX SUBD RESUB OF LOT 11-A	2324 E CESAR CHAVEZ ST	\$2,437,679	\$2,437,679
729499	2020	ENGLAND BRANDON LOT 2 BLK G AUSTIN'S COLONY SEC 6A	15201 KNIGHTEN LN	\$215,700	\$215,700
731823	2020	SIFUENTES MARINA P LOT 10 BLK 34 MUELLER SEC IV SUBD AMENDED PLAT OF	4213 MATTIE ST	\$685,000	\$685,000



Travis Central Appraisal District

Section 25.25B Report

Page 7 of 10

11/30/2020

7:21:03AM

From: August 31, 2020

To: November 25, 2020

Prop ID	Year	Owner Name/ Legal Description	Location	NOAV Market	Current Market
740398	2020	STETTLER HEATHER KAY & UNT 1434 STONELEIGH CONDOMINIUMS AMENDED PLUS .5376 % INT IN COM AREA	2320 GRACY FARMS LN # 1434	\$232,228	\$232,228
741937	2020	HUTCHINSON STEVE ROBERT UNT F BLD 6 VICTORIA GLEN AMENDED PLUS 1.0999 % INT IN COM AREA	12254 ABBEY GLEN LN	\$164,640	\$164,640
751699	2020	ARD14 LLC LOT 10 BLK A RESERVE AT SOUTHPARK MEADOWS PHS 1A THE	9700 ALEX LN	\$366,800	\$366,800
755178	2020	QUEST TRUST CO UNT 101 BLD 1 HOLLOWS CONDOMINIUM HILLTOP VILLAS AMENDED THE PLUS 1.0416 % INT IN COM AREA	17808 MARITIME POINT DR # 1C	\$191,918	\$191,918
755694	2020	SAAD CHRIS UNT H-5 BEL AIR CONDOMINIUMS AMENDED PLUS 1.348 % INT IN COM AREA	4801 S CONGRESS AVE # H-5	\$272,236	\$272,236
761829	2020	SHRESTHA RAJU & PUJA LOT 7 BLK C ASHBROOK	129 GRAZING HORSE LN	\$225,227	\$225,200
770623	2020	GARZA JOSEPH ORLANDO & LOT 7 BLK B WATERFORD ON LAKE TRAVIS SEC 4A	18601 SUGAR MAPLE DR	\$52,800	\$52,800
771259	2020	CONDO COOL LLC UNT 3904 360 RESIDENTIAL CONDOMINIUMS AMENDED PLUS .2367 % INT IN COM AREA	360 NUECES ST # 3904	\$539,020	\$539,020
773909	2020	DONOGHUE CHARLOTTE L LOT 1A BLK C FARMHOUSE AT THE RESERVE AT LAKE TRAVIS	18509 FLYING J BLVD BLVD	\$283,860	\$283,860
825678	2019	ISHTEL HEATING AIR & REFRIGERATION IN PERSONAL PROPERTY COMMERCIAL ISHTEL HEATING & AIR CONDITIONING	1106 CLAYTON LN # W-526	\$75,430	\$75,430
829234	2020	TSE HEIDI UNT 7304A BLD 35 COLINA VISTA CONDOMINIUMS AMENDED PLUS 0.6849 % INT IN COM AREA	7304 BANDERA RANCH TRL # A	\$335,900	\$335,900
831613	2020	MADHANAGOPAL MOHANAKRISHNAN LOT 11 BLK A LADERA PHS 3A	4009 VINALOPO DR	\$513,000	\$513,000



Travis Central Appraisal District

Section 25.25B Report

Page 8 of 10

11/30/2020

7:21:03AM

From: August 31, 2020

To: November 25, 2020

Prop ID	Year	Owner Name/ Legal Description	Location	NOAV Market	Current Market
837738	2020	MROZOVICH TOM & LASCA LOT 16 BLK B SWEETWATER RANCH SEC 1 VILLAGE I	18509 TANNER BAYOU LP	\$374,709	\$374,709
849076	2020	AYALA-CASTANEDA GERARDO & LOT 9 BLK I PRESIDENTIAL GLEN PHS 3	13328 CLARA MARTIN RD RD	\$265,124	\$265,124
853183	2019	RAMIREZ-ROJAS CHRISTINA PERSONAL PROPERTY M/H SERIAL# CAV150TX1310660A/B LABEL# NTA1589142/141 DELETE MOHO FOR 2019 & 2020 PER INFO FROM 21ST MTG; MH MOVED TO BASTROP CO & MH IS LISTED ON PID# 8711676 IN BASTRO	12013 COLT DR	\$74,494	\$74,494
858309	2020	NUNLEY MARSHA KAY LOT 12 BLK 62 MUELLER SEC IX SUBD AMD	4612 KOCUREK ST	\$706,161	\$706,161
879183	2020	SUNRIDGE LLC LOT 1A BLK E SUNRIDGE PARK SEC 1 RESUB LT 1 BLK E	SUNRIDGE DR	\$631,042	\$631,042
879184	2020	SUNRIDGE LLC LOT 2A BLK E SUNRIDGE PARK SEC 1 RESUB LT 1 BLK E	SUNRIDGE DR	\$586,753	\$586,753
879185	2020	SUNRIDGE LLC LOT 3A BLK E SUNRIDGE PARK SEC 1 RESUB LT 1 BLK E	SUNRIDGE DR	\$1,500	\$1,500
879186	2020	SUNRIDGE LLC LOT 4A BLK E SUNRIDGE PARK SEC 1 RESUB LT 1 BLK E	SUNRIDGE DR # 4	\$391,422	\$391,422
879187	2020	SUNRIDGE LLC LOT 5A BLK E SUNRIDGE PARK SEC 1 RESUB LT 1 BLK E	SUNRIDGE DR # 5	\$411,507	\$411,507
879188	2020	SUNRIDGE LLC LOT 6A BLK E SUNRIDGE PARK SEC 1 RESUB LT 1 BLK E	3018 SUNRIDGE DR # 6	\$404,602	\$404,602
879189	2020	SUNRIDGE LLC LOT 7A BLK E SUNRIDGE PARK SEC 1 RESUB LT 1 BLK E	SUNRIDGE DR # 7	\$422,547	\$422,547
879191	2020	SUNRIDGE LLC LOT 9A BLK E SUNRIDGE PARK SEC 1 RESUB LT 1 BLK E	SUNRIDGE DR	\$663,926	\$663,926



Travis Central Appraisal District

Section 25.25B Report

Page 9 of 10

11/30/2020

7:21:03AM

From: August 31, 2020

To: November 25, 2020

Prop ID	Year	Owner Name/ Legal Description	Location	NOAV Market	Current Market
879192	2020	SUNRIDGE LLC LOT 10A BLK E SUNRIDGE PARK SEC 1 RESUB LT 1 BLK E	3022 SUNRIDGE DR	\$622,558	\$622,558
879193	2020	SUNRIDGE LLC LOT 11A BLK E SUNRIDGE PARK SEC 1 RESUB LT 1 BLK E	3030 SUNRIDGE DR	\$2,100	\$2,100
879194	2020	SUNRIDGE LLC LOT 12A BLK E SUNRIDGE PARK SEC 1 RESUB LT 1 BLK E	3038 SUNRIDGE DR	\$670,522	\$670,522
886367	2020	TAYLOR PETER & ADELIEN FRESCH UNT 1912A 1912 ROMERIA CONDOMINIUMS PLUS 50.0 % INT IN COM AREA	1912 ROMERIA DR DR # A	\$574,196	\$574,196
887278	2019	JUAREZ ANGEL PERSONAL PROPERTY MH S#125000HB001849A/B L#NTA1683232/3233 RMV ELGIN ISD PER GIS INFO RECD FOR 2016 - 2019 9/1/2020 SLH	12719 JACOBSON RD	\$77,945	\$77,945
887278	2018	JUAREZ ANGEL PERSONAL PROPERTY MH S#125000HB001849A/B L#NTA1683232/3233 RMV ELGIN ISD PER GIS INFO RECD FOR 2016 - 2019 9/1/2020 SLH	12719 JACOBSON RD	\$77,945	\$77,945
887278	2017	JUAREZ ANGEL PERSONAL PROPERTY MH S#125000HB001849A/B L#NTA1683232/3233 RMV ELGIN ISD PER GIS INFO RECD FOR 2016 - 2019 9/1/2020 SLH	12719 JACOBSON RD	\$82,910	\$82,910
887278	2016	JUAREZ ANGEL PERSONAL PROPERTY MH S#125000HB001849A/B L#NTA1683232/3233 RMV ELGIN ISD PER GIS INFO RECD FOR 2016 - 2019 9/1/2020 SLH	12719 JACOBSON RD	\$84,638	\$84,638
890743	2020	SATROM VIRGINIA C UNT 3028 ZILKR ON THE PARK CONDOMINIUMS PLUS .45 % INT IN COM AREA	1900 BARTON SPRINGS RD # 3I	\$411,266	\$411,266
900848	2020	2 COLUMBUS AVENUE LLC UNT 420 TYNDALL AT ROBERTSON HILL CONDOMINIUMS PLUS .6546 % INT IN COM AREA	800 EMBASSY DR # 420	\$585,851	\$585,851
908385	2020	DRIZLIKH SERGEI & LOT 59 BLK A BELLINGHAM MEADOWS PHS 2 SEC 2	11817 CAITHNESS WAY	\$160,984	\$134,387
908533	2020	2605 TRUST LOT AA DGE ADDN & ALAM ADDN	2605 ROLLINGWOOD DR	\$1,492,723	\$1,492,723



Travis Central Appraisal District

Section 25.25B Report

Page 10 of 10

11/30/2020

7:21:03AM

From: August 31, 2020

To: November 25, 2020

Prop ID	Year	Owner Name/ Legal Description	Location	NOAV Market	Current Market
911130	2020	DERNER JOHN D & DANIELLE M OZOA LOT 20 BLK I VISTAS OF AUSTIN SEC 2	6320 GUNFLINT DR DR	\$55,200	\$49,327
913471	2019	TRAVISSO LTD LOT 4 BLK F TRAVISSO PHS 3 SEC 1 & 3	MURANO LN	\$91,000	\$910
25.25 (b): Corrected market value for 2019-2020; Drainage parcel; add 1% drainage adjustment to land value. Approved by MXC 8/5/20 //					
913478	2019	TRAVISSO LTD LOT 21 BLK D TRAVISSO PHS 3 SEC 1 & 3	MURANO LN	\$65,000	\$650
25.25 (b): Corrected market value for 2019-2020; Drainage parcel; add 1% drainage adjustment to land value. Approved by MXC 8/5/20 //					
913506	2019	TRAVISSO LTD LOT 22 BLK A TRAVISSO PHS 3 SEC 1 & 3	ORTA NOVA CV	\$65,000	\$650
25.25 (b): Corrected market value for 2019-2020; Drainage parcel; add 1% drainage adjustment to land value. Approved by MXC 8/5/20 //					
913509	2019	TRAVISSO LTD LOT 19 BLK A TRAVISSO PHS 3 SEC 1 & 3	ORTA NOVA CV	\$65,000	\$650
25.25 (b): Corrected market value for 2019-2020; Drainage parcel; add 1% drainage adjustment to land value. Approved by MXC 8/5/20 //					
915293	2020	KS CAFE LLC PERSONAL PROPERTY COMMERCIAL SIPS & SWEETS	1701 S CONGRESS AVE	\$43,279	\$43,279
919530	2020	THE SURORA FAMILY REVOCABLE TRUST LOT 7 BLK F CARMEL WEST PHS 2 SEC 1	5715 PLEASANTON PKWY	\$257,966	\$257,966
922573	2019	CHOWNING JAY C LOT 16 LAKELAND PARK	1205 E LAKELAND DR	\$368,962	\$143,349
25.25B for 2019, removed the existed SFR due to split into 125776 for 2019; added the imp that are on for 2020 approved by MXC 11/13/2020					
923244	2019	LINGOR MICHAEL G & TANIA LOT 45 BLK 6 LAKEHURST RESUB	19833 LAKEHURST LOOP	\$690,684	\$87,750
Corrected land value the same land value as 2020 per MXC 10/02/2020 (porperty was split for 2019, no longer waterfront)					
936081	2019	BRINTHAUPT TRENTYN WILLIAM & BOULDER RIDGE ESTATES, SPACE 749, SN1 PHH330TX1822223A; SN2 PHH330TX1822223B; HUD#	14413 SHIN ST # 749	\$0	\$74,382
DELETE 2020 DUE TO MOHO DOUBLE ASSESSED WITH PID 918285; SEE 2020 ON THIS ACCOUNT; 7/22/2020 SLH					

AGENDA ITEM

#4D

TRAVIS CENTRAL APPRAISAL DISTRICT

BOARD OFFICERS

JAMES VALADEZ
CHAIRPERSON
BRUCE GRUBE
VICE CHAIRPERSON
THERESA BASTIAN
SECRETARY/TREASURER



MARYA CRIGLER
CHIEF APPRAISER

BOARD MEMBERS

TOM BUCKLE
BRUCE ELFANT
ANTHONY NGUYEN
ELEANOR POWELL
RYAN STEGLICH
FELIPE ULLOA
BLANCA ZAMORA-GARCIA

TO: Travis Central Appraisal District
Board of Directors

FROM: Leana H. Mann
Director of Operations

DATE: December 1, 2020

SUBJECT: August 2020 Unaudited Financial Statements- Revised

The unaudited financial statements for August 2020 are attached. Financial highlights for the month are as follows:

- The District's ending fund balance was \$6,380,771. Of that, \$410,631 was nonspendable in the form of prepaid expenditures, \$3,611,106 was held in reserves as committed fund balance, and \$2,359,034 was unassigned fund balance. The net change in fund balance for the fiscal year to date is \$(6,290,301).
- The reserve balances total \$3,611,106. Detail account balances for each reserve account are as follows:

	<u>Current Balance</u>
Reserve for Computer Equipment	\$ 150,000
Reserve for Network Infrastructure	\$ 350,000
Reserve for Technology Enhancements	\$ 154,192
Reserve for Litigation	\$ 2,956,914
Reserve for Building Repair & Replacement	\$ -
Reserve for ARB Operations	\$ -
	<u>\$ 3,611,106</u>

- The District ended the month with a budget deficit of \$6,290,301. The budget deficit is solely attributed to the completion of the 850 EAL renovation project. The cost of the project was paid for using reserve funds. Excluding expenditures related to the 850 EAL renovation project, the District ended the month with a budget surplus of \$1,704,420.
- 850 EAL Holding Corp. is considered a blended component unit of the District. A record of their financial position has been provided for review only.

Travis Central Appraisal District
Budget to Actual- General Fund
For the month ended August 31, 2020

	Budgeted Amounts				Actual Amounts	Variance Fav (Unfav)
	Original	Transfers	Amended	YTD		
REVENUE:						
Appraisal assessments	20,193,893	-	20,193,893	13,462,595	13,462,596	-
Refund of appraisal assessments	-	-	-	-	-	-
Net appraisal assessments	\$ 20,193,893	\$ -	\$ 20,193,893	\$ 13,462,595	\$ 13,462,596	\$ -
Investment earnings	250,000	-	250,000	166,667	94,415	(72,251)
Charges for services	20,000	-	20,000	13,333	4,266	(9,067)
Miscellaneous revenue	70,000	-	70,000	46,667	85,901	39,234
TOTAL REVENUE	\$ 20,533,893	\$ -	\$ 20,533,893	\$ 13,689,262	\$ 13,647,178	\$ (42,084)
EXPENDITURES:						
Personnel Cost	9,389,097	(931,975)	8,457,122	5,638,081	5,209,607	428,474
Benefit Cost	3,180,737	(121,566)	3,059,171	2,039,447	1,414,397	625,050
Printing and mailing services	454,300	264,904	719,204	479,469	571,656	(92,187)
Operating supplies	181,850	265,649	447,499	298,333	358,854	(60,521)
Subscriptions and data purchases	189,779	31,000	220,779	147,186	189,075	(41,889)
Training and education	126,655	(31,620)	95,035	63,357	29,791	33,566
Travel expenditures	46,250	-	46,250	30,833	26,004	4,830
Utilities	426,735	50,000	476,735	317,823	297,902	19,922
Legal expenditures	1,335,000	200,000	1,535,000	1,023,333	1,085,631	(62,298)
Professional services	1,880,061	261,175	2,141,236	1,427,491	990,055	437,435
Insurance	82,500	-	82,500	55,000	46,313	8,687
Aerial photography	524,594	-	524,594	349,729	527,960	(178,231)
Rentals	134,520	620	135,140	90,093	100,186	(10,093)
Building and Equipment maintenance	325,765	-	325,765	217,177	221,521	(4,344)
Software maintenance	573,938	23,207	597,145	398,097	444,286	(46,189)
Other services	288,630	600	289,230	192,820	106,956	85,864
Capital Outlay	304,288	83,814	388,102	258,735	7,942,865	(7,684,131)
Debt Service- Principal	325,952	-	325,952	217,301	163,061	54,240
Debt Service- Interest	423,242	-	423,242	282,161	211,358	70,804
TOTAL EXPENDITURES	20,193,893	95,808	20,289,701	13,526,468	19,937,479	(6,411,011)
EXCESS (DEFICIENCY) OF REVENUES OVER EXPENDITURES	340,000	(95,808)	244,191.62	162,794	(6,290,301)	(6,453,095.54)
OTHER FINANCING SOURCES (USES):						
Transfers In	-	-	-	-	6,166,735	(6,166,735)
Transfers out	-	-	-	-	(6,166,735)	6,166,735
TOTAL OTHER FINANCING SOURCES (USES)	-	-	-	-	-	-
NET CHANGE IN FUND BALANCE	340,000		244,192	162,794	(6,290,301)	(6,453,095.54)
Beginning Fund Balance	12,671,072	-	12,671,072	12,671,072	12,671,072	12,671,072
Ending Fund Balance	<u><u>\$ 13,011,072</u></u>	<u><u>\$ (95,808)</u></u>	<u><u>\$ 12,915,264</u></u>	<u><u>\$ 12,833,866</u></u>	<u><u>\$ 6,380,771</u></u>	<u><u>\$ 6,217,976</u></u>

Travis Central Appraisal District

Governmental Fund Balance Sheet

August 31, 2020

	General Fund	Special Revenue Fund	Total Governmental Funds
ASSETS			
Cash and cash equivalents	2,152,343	5,011	2,157,354
Short-term investments	6,563,199	-	6,563,199
Receivables	36,283	-	36,283
Prepaid items	410,631	-	410,631
TOTAL ASSETS	<u>\$ 9,162,456</u>	<u>\$ 5,011</u>	<u>\$ 9,167,467</u>
LIABILITIES			
Accounts payable and accrued expenditures	748,306	355,565	1,103,871
Deferred revenue	1,682,824	-	1,682,824
TOTAL LIABILITIES	2,431,130	355,565	2,786,695
FUND BALANCES			
Fund balance, committed	3,611,106	-	3,611,106
Fund Balance, restricted	-	-	-
Fund balance, nonspendable	410,631	-	410,631
Fund balance, unassigned	2,709,589	(350,554)	2,359,034
TOTAL FUND BALANCES	<u>6,731,326</u>	<u>(350,554)</u>	<u>6,380,771</u>
TOTAL LIABILITIES AND FUND BALANCE	<u>\$ 9,162,456</u>	<u>\$ 5,011</u>	<u>\$ 9,167,467</u>

Travis Central Appraisal District
Statement of Revenues and Expenditures
For the month ended August 31, 2020

	General Fund	Special Revenue Fund	Total Governmental Funds
REVENUES			
Appraisal assessments	\$ 13,462,596	\$ -	\$ 13,462,596
Refund of appraisal assessments	-	-	-
Net appraisal assessments	<u>13,462,596</u>	<u>-</u>	<u>13,462,596</u>
Investment earnings	94,407	8	94,415
Charges for services	4,266	1	4,266
Miscellaneous revenue	85,901	-	85,901
TOTAL REVENUE	<u>13,647,169</u>	<u>9</u>	<u>13,647,178</u>
EXPENDITURES			
Appraisal services			
Payroll and related expenditures	6,624,004	-	6,624,004
Data processing	444,286	-	444,286
Transportation	26,004	-	26,004
Operating supplies	358,854	-	358,854
Rentals	100,186	-	100,186
Legal and professional	2,075,687	-	2,075,687
Utilities and telephone	297,902	-	297,902
Building and equipment maintenance	221,521	-	221,521
Other services	1,467,299	4,452	1,471,751
Capital outlay	327,007	7,615,858	7,942,865
Debt Service- Principal	-	163,061	163,061
Debt Service- Interest	-	211,358	211,358
TOTAL EXPENDITURES	<u>11,942,749</u>	<u>7,994,729</u>	<u>19,937,479</u>
EXCESS (DEFICIENCY) OF REVENUES OVER EXPENDITURES	<u>1,704,420</u>	<u>(7,994,720)</u>	<u>(6,290,301)</u>
OTHER FINANCING SOURCES (USES):			
Loan Proceeds			-
Transfers in		6,166,735	6,166,735
Transfers out	(6,166,735)	-	(6,166,735)
TOTAL OTHER FINANCING SOURCES (USES)	<u>(6,166,735)</u>	<u>6,166,735</u>	<u>-</u>
NET CHANGE IN FUND BALANCE	<u>(4,462,315)</u>	<u>(1,827,985)</u>	<u>(6,290,301)</u>
FUND BALANCE, beginning of year	<u>11,193,641</u>	<u>1,477,431</u>	<u>12,671,072</u>
FUND BALANCE, end of year	<u>\$ 6,731,326</u>	<u>\$ (350,554)</u>	<u>\$ 6,380,771</u>

TRAVIS CENTRAL APPRAISAL DISTRICT

BOARD OFFICERS

JAMES VALADEZ
CHAIRPERSON
BRUCE GRUBE
VICE CHAIRPERSON
THERESA BASTIAN
SECRETARY/TREASURER



MARYA CRIGLER
CHIEF APPRAISER

BOARD MEMBERS

TOM BUCKLE
BRUCE ELFANT
ANTHONY NGUYEN
ELEANOR POWELL
RYAN STEGLICH
FELIPE ULLOA
BLANCA ZAMORA-GARCIA

TO: Travis Central Appraisal District
Board of Directors

FROM: Leana H. Mann
Director of Operations

DATE: December 2, 2020

SUBJECT: September 2020 Unaudited Financial Statements- Revised

The unaudited financial statements for September 2020 are attached. Financial highlights for the month are as follows:

- The District's ending fund balance was \$6,201,384. Of that, \$359,981 was nonspendable in the form of prepaid expenditures, \$3,611,106 was held in reserves as committed fund balance, and \$2,230,297 was unassigned fund balance. The net change in fund balance for the fiscal year to date is \$(6,469,688).
- The reserve balances total \$3,611,106. Detail account balances for each reserve account are as follows:

	<u>Current Balance</u>
Reserve for Computer Equipment	\$ 150,000
Reserve for Network Infrastructure	\$ 350,000
Reserve for Technology Enhancements	\$ 154,192
Reserve for Litigation	\$ 2,956,914
Reserve for Building Repair & Replacement	\$ -
Reserve for ARB Operations	\$ -
	<u>\$ 3,611,106</u>

- The District ended the month with a budget deficit of \$6,652,832. The budget deficit is solely attributed to the completion of the 850 EAL renovation project. The cost of the project was paid for using reserve funds. Excluding expenditures related to the 850 EAL renovation project, the District ended the month with a budget surplus of \$1,828,969.
- 850 EAL Holding Corp. is considered a blended component unit of the District. A record of their financial position has been provided for review only.

Travis Central Appraisal District
Budget to Actual- General Fund
For the month ended September 30, 2020

	Budgeted Amounts				Actual Amounts	Variance Fav (Unfav)
	Original	Transfers	Amended	YTD		
REVENUE:						
Appraisal assessments	20,193,893	-	20,193,893	15,145,420	15,145,420	-
Refund of appraisal assessments	-	-	-	-	-	-
Net appraisal assessments	\$ 20,193,893	\$ -	\$ 20,193,893	\$ 15,145,420	\$ 15,145,420	\$ -
Investment earnings	250,000	-	250,000	187,500	95,547	(91,953)
Charges for services	20,000	-	20,000	15,000	4,847	(10,153)
Miscellaneous revenue	70,000	-	70,000	52,500	85,600	33,100
TOTAL REVENUE	\$ 20,533,893	\$ -	\$ 20,533,893	\$ 15,400,420	\$ 15,331,415	\$ (69,005)
EXPENDITURES:						
Personnel Cost	9,389,097	(931,975)	8,457,122	6,342,842	6,171,374	171,468
Benefit Cost	3,180,737	(121,566)	3,059,171	2,294,378	1,586,262	708,116
Printing and mailing services	454,300	264,904	719,204	539,403	575,722	(36,319)
Operating supplies	181,850	265,649	447,499	335,624	368,761	(33,137)
Subscriptions and data purchases	189,779	31,000	220,779	165,584	195,780	(30,196)
Training and education	126,655	(31,620)	95,035	71,276	30,158	41,118
Travel expenditures	46,250	-	46,250	34,688	26,037	8,650
Utilities	426,735	50,000	476,735	357,551	335,089	22,463
Legal expenditures	1,335,000	200,000	1,535,000	1,151,250	1,140,445	10,805
Professional services	1,880,061	261,175	2,141,236	1,605,927	1,101,797	504,130
Insurance	82,500	-	82,500	61,875	51,106	10,769
Aerial photography	524,594	-	524,594	393,446	527,960	(134,515)
Rentals	134,520	620	135,140	101,355	114,403	(13,048)
Building and Equipment maintenance	325,765	-	325,765	244,324	254,506	(10,183)
Software maintenance	573,938	23,207	597,145	447,859	525,019	(77,160)
Other services	288,630	600	289,230	216,923	116,753	100,169
Capital Outlay	304,288	83,814	388,102	291,077	8,118,303	(7,827,226)
Debt Service- Principal	325,952	-	325,952	244,464	245,913	(1,449)
Debt Service- Interest	423,242	-	423,242	317,432	315,716	1,716
TOTAL EXPENDITURES	20,193,893	95,808	20,289,701	15,217,276	21,801,103	(6,583,827)
EXCESS (DEFICIENCY) OF REVENUES OVER EXPENDITURES	340,000	(95,808)	244,191.62	183,144	(6,469,688)	(6,652,832.11)
OTHER FINANCING SOURCES (USES):						
Transfers In	-	-	-	-	6,447,611	(6,447,611)
Transfers out	-	-	-	-	(6,447,611)	6,447,611
TOTAL OTHER FINANCING SOURCES (USES)	-	-	-	-	-	-
NET CHANGE IN FUND BALANCE	340,000		244,192	183,144	(6,469,688)	(6,652,832.11)
Beginning Fund Balance	12,671,072	-	12,671,072	12,671,072	12,671,072	12,671,072
Ending Fund Balance	<u><u>\$ 13,011,072</u></u>	<u><u>\$ (95,808)</u></u>	<u><u>\$ 12,915,264</u></u>	<u><u>\$ 12,854,216</u></u>	<u><u>\$ 6,201,384</u></u>	<u><u>\$ 6,018,240</u></u>

Travis Central Appraisal District

Governmental Fund Balance Sheet

September 30, 2020

	General Fund	Special Revenue Fund	Total Governmental Funds
ASSETS			
Cash and cash equivalents	3,514,648	5,012	3,519,660
Short-term investments	5,564,293	-	5,564,293
Receivables	3,008,617	-	3,008,617
Prepaid items	359,981	-	359,981
TOTAL ASSETS	<u>\$ 12,447,539</u>	<u>\$ 5,012</u>	<u>\$ 12,452,551</u>
LIABILITIES			
Accounts payable and accrued expenditures	824,068	378,626	1,202,694
Deferred revenue	5,048,473	-	5,048,473
TOTAL LIABILITIES	5,872,541	378,626	6,251,167
FUND BALANCES			
Fund balance, committed	3,611,106	-	3,611,106
Fund Balance, restricted	-	-	-
Fund balance, nonspendable	359,981	-	359,981
Fund balance, unassigned	2,603,911	(373,614)	2,230,297
TOTAL FUND BALANCES	<u>6,574,998</u>	<u>(373,614)</u>	<u>6,201,384</u>
TOTAL LIABILITIES AND FUND BALANCE	<u>\$ 12,447,539</u>	<u>\$ 5,012</u>	<u>\$ 12,452,551</u>

Travis Central Appraisal District
Statement of Revenues and Expenditures
For the month ended September 30, 2020

	General Fund	Special Revenue Fund	Total Governmental Funds
REVENUES			
Appraisal assessments	\$ 15,145,420	\$ -	\$ 15,145,420
Refund of appraisal assessments	-	-	-
Net appraisal assessments	<u>15,145,420</u>	<u>-</u>	<u>15,145,420</u>
Investment earnings	95,538	9	95,547
Charges for services	4,847	1	4,847
Miscellaneous revenue	85,600	-	85,600
TOTAL REVENUE	<u>15,331,406</u>	<u>10</u>	<u>15,331,415</u>
EXPENDITURES			
Appraisal services			
Payroll and related expenditures	7,757,636	-	7,757,636
Data processing	525,019	-	525,019
Transportation	26,037	-	26,037
Operating supplies	368,761	-	368,761
Rentals	114,403	-	114,403
Legal and professional	2,242,242	-	2,242,242
Utilities and telephone	335,089	-	335,089
Building and equipment maintenance	254,506	-	254,506
Other services	1,493,027	4,452	1,497,479
Capital outlay	385,717	7,732,586	8,118,303
Debt Service- Principal	-	245,913	245,913
Debt Service- Interest	-	315,716	315,716
TOTAL EXPENDITURES	<u>13,502,437</u>	<u>8,298,666</u>	<u>21,801,103</u>
EXCESS (DEFICIENCY) OF REVENUES OVER EXPENDITURES	<u>1,828,969</u>	<u>(8,298,657)</u>	<u>(6,469,688)</u>
OTHER FINANCING SOURCES (USES):			
Loan Proceeds			-
Transfers in		6,447,611	6,447,611
Transfers out	(6,447,611)	-	(6,447,611)
TOTAL OTHER FINANCING SOURCES (USES)	<u>(6,447,611)</u>	<u>6,447,611</u>	<u>-</u>
NET CHANGE IN FUND BALANCE	<u>(4,618,643)</u>	<u>(1,851,045)</u>	<u>(6,469,688)</u>
FUND BALANCE, beginning of year	<u>11,193,641</u>	<u>1,477,431</u>	<u>12,671,072</u>
FUND BALANCE, end of year	<u>\$ 6,574,998</u>	<u>\$ (373,614)</u>	<u>\$ 6,201,384</u>

TRAVIS CENTRAL APPRAISAL DISTRICT

BOARD OFFICERS

JAMES VALADEZ
CHAIRPERSON
BRUCE GRUBE
VICE CHAIRPERSON
THERESA BASTIAN
SECRETARY/TREASURER



MARYA CRIGLER
CHIEF APPRAISER

BOARD MEMBERS

TOM BUCKLE
BRUCE ELFANT
ANTHONY NGUYEN
ELEANOR POWELL
RYAN STEGLICH
FELIPE ULLOA
BLANCA ZAMORA-GARCIA

TO: Travis Central Appraisal District
Board of Directors

FROM: Leana H. Mann
Director of Operations

DATE: December 2, 2020

SUBJECT: October 2020 Unaudited Financial Statements- Revised

The unaudited financial statements for October 2020 are attached. Financial highlights for the month are as follows:

- The District's ending fund balance was \$6,573,702. Of that, \$416,592 was nonspendable in the form of prepaid expenditures, \$3,611,106 was held in reserves as committed fund balance, and \$2,546,004 was unassigned fund balance. The net change in fund balance for the fiscal year to date is \$(6,097,370).
- The reserve balances total \$3,611,106. Detail account balances for each reserve account are as follows:

	<u>Current Balance</u>
Reserve for Computer Equipment	\$ 150,000
Reserve for Network Infrastructure	\$ 350,000
Reserve for Technology Enhancements	\$ 154,192
Reserve for Litigation	\$ 2,956,914
Reserve for Building Repair & Replacement	\$ -
Reserve for ARB Operations	\$ -
	<u>\$ 3,611,106</u>

- The District ended the month with a budget deficit of \$6,300,863. The budget deficit is solely attributed to the completion of the 850 EAL renovation project. The cost of the project was paid for using reserve funds. Excluding expenditures related to the 850 EAL renovation project, the District ended the month with a budget surplus of \$2,289,368.
- 850 EAL Holding Corp. is considered a blended component unit of the District. A record of their financial position has been provided for review only.

Travis Central Appraisal District
Budget to Actual- General Fund
For the month ended October 31, 2020

	Budgeted Amounts				Actual Amounts	Variance Fav (Unfav)
	Original	Transfers	Amended	YTD		
REVENUE:						
Appraisal assessments	20,193,893	-	20,193,893	16,828,244	16,828,244	-
Refund of appraisal assessments	-	-	-	-	-	-
Net appraisal assessments	\$ 20,193,893	\$ -	\$ 20,193,893	\$ 16,828,244	\$ 16,828,244	\$ -
Investment earnings	250,000	-	250,000	208,333	96,516	(111,817)
Charges for services	20,000	-	20,000	16,667	5,341	(11,326)
Miscellaneous revenue	70,000	-	70,000	58,333	87,759	29,426
TOTAL REVENUE	\$ 20,533,893	\$ -	\$ 20,533,893	\$ 17,111,578	\$ 17,017,861	\$ (93,717)
EXPENDITURES:						
Personnel Cost	9,389,097	(931,975)	8,457,122	7,047,602	6,888,226	159,375
Benefit Cost	3,180,737	(121,566)	3,059,171	2,549,309	1,756,478	792,831
Printing and mailing services	454,300	264,904	719,204	599,337	580,814	18,522
Operating supplies	181,850	265,649	447,499	372,916	381,901	(8,985)
Subscriptions and data purchases	189,779	31,000	220,779	183,983	202,390	(18,407)
Training and education	126,655	(31,620)	95,035	79,196	32,561	46,635
Travel expenditures	46,250	-	46,250	38,542	26,052	12,489
Utilities	426,735	50,000	476,735	397,279	409,250	(11,971)
Legal expenditures	1,335,000	200,000	1,535,000	1,279,167	1,160,333	118,834
Professional services	1,880,061	261,175	2,141,236	1,784,363	1,204,204	580,160
Insurance	82,500	-	82,500	68,750	63,370	5,380
Aerial photography	524,594	-	524,594	437,162	527,960	(90,799)
Rentals	134,520	620	135,140	112,617	124,426	(11,809)
Building and Equipment maintenance	325,765	-	325,765	271,471	278,728	(7,257)
Software maintenance	573,938	23,207	597,145	497,621	565,090	(67,469)
Other services	288,630	600	289,230	241,025	142,658	98,367
Capital Outlay	304,288	83,814	388,102	323,418	8,209,160	(7,885,741)
Debt Service- Principal	325,952	-	325,952	271,627	245,913	25,714
Debt Service- Interest	423,242	-	423,242	352,702	315,716	36,986
TOTAL EXPENDITURES	20,193,893	95,808	20,289,701	16,908,084	23,115,230	(6,207,146)
EXCESS (DEFICIENCY) OF REVENUES OVER EXPENDITURES	340,000	(95,808)	244,191.62	203,493	(6,097,370)	(6,300,863.05)
OTHER FINANCING SOURCES (USES):						
Transfers In	-	-	-	-	6,823,291	(6,823,291)
Transfers out	-	-	-	-	(6,823,291)	6,823,291
TOTAL OTHER FINANCING SOURCES (USES)	-	-	-	-	-	-
NET CHANGE IN FUND BALANCE	340,000		244,192	203,493	(6,097,370)	(6,300,863.05)
Beginning Fund Balance	12,671,072	-	12,671,072	12,671,072	12,671,072	12,671,072
Ending Fund Balance	<u><u>\$ 13,011,072</u></u>	<u><u>\$ (95,808)</u></u>	<u><u>\$ 12,915,264</u></u>	<u><u>\$ 12,874,565</u></u>	<u><u>\$ 6,573,702</u></u>	<u><u>\$ 6,370,209</u></u>

Travis Central Appraisal District

Governmental Fund Balance Sheet

October 31, 2020

	General Fund	Special Revenue Fund	Total Governmental Funds
ASSETS			
Cash and cash equivalents	4,045,189	5,012	4,050,201
Short-term investments	5,565,198	-	5,565,198
Receivables	256,731	-	256,731
Prepaid items	416,592	-	416,592
TOTAL ASSETS	<u>\$ 10,283,710</u>	<u>\$ 5,012</u>	<u>\$ 10,288,722</u>
LIABILITIES			
Accounts payable and accrued expenditures	258,343	91,027	349,370
Deferred revenue	3,365,649	-	3,365,649
TOTAL LIABILITIES	3,623,992	91,027	3,715,019
FUND BALANCES			
Fund balance, committed	3,611,106	-	3,611,106
Fund Balance, restricted	-	-	-
Fund balance, nonspendable	416,592	-	416,592
Fund balance, unassigned	2,632,020	(86,015)	2,546,004
TOTAL FUND BALANCES	<u>6,659,718</u>	<u>(86,015)</u>	<u>6,573,702</u>
TOTAL LIABILITIES AND FUND BALANCE	<u>\$ 10,283,710</u>	<u>\$ 5,012</u>	<u>\$ 10,288,722</u>

Travis Central Appraisal District
Statement of Revenues and Expenditures
For the month ended October 31, 2020

	General Fund	Special Revenue Fund	Total Governmental Funds
REVENUES			
Appraisal assessments	\$ 16,828,244	\$ -	\$ 16,828,244
Refund of appraisal assessments	-	-	-
Net appraisal assessments	<u>16,828,244</u>	<u>-</u>	<u>16,828,244</u>
Investment earnings	96,507	10	96,516
Charges for services	5,340	1	5,341
Miscellaneous revenue	87,759	-	87,759
TOTAL REVENUE	<u>17,017,850</u>	<u>10</u>	<u>17,017,861</u>
EXPENDITURES			
Appraisal services			
Payroll and related expenditures	8,644,704	-	8,644,704
Data processing	565,090	-	565,090
Transportation	26,052	-	26,052
Operating supplies	381,901	-	381,901
Rentals	124,426	-	124,426
Legal and professional	2,364,537	-	2,364,537
Utilities and telephone	409,250	-	409,250
Building and equipment maintenance	278,728	-	278,728
Other services	1,545,301	4,452	1,549,753
Capital outlay	388,492	7,820,667	8,209,160
Debt Service- Principal	-	245,913	245,913
Debt Service- Interest	-	315,716	315,716
TOTAL EXPENDITURES	<u>14,728,482</u>	<u>8,386,748</u>	<u>23,115,230</u>
EXCESS (DEFICIENCY) OF REVENUES OVER EXPENDITURES	<u>2,289,368</u>	<u>(8,386,738)</u>	<u>(6,097,370)</u>
OTHER FINANCING SOURCES (USES):			
Loan Proceeds			-
Transfers in		6,823,291	6,823,291
Transfers out	(6,823,291)	-	(6,823,291)
TOTAL OTHER FINANCING SOURCES (USES)	<u>(6,823,291)</u>	<u>6,823,291</u>	<u>-</u>
NET CHANGE IN FUND BALANCE	<u>(4,533,923)</u>	<u>(1,563,446)</u>	<u>(6,097,370)</u>
FUND BALANCE, beginning of year	<u>11,193,641</u>	<u>1,477,431</u>	<u>12,671,072</u>
FUND BALANCE, end of year	<u>\$ 6,659,718</u>	<u>\$ (86,015)</u>	<u>\$ 6,573,702</u>



**Quarterly Investment Report
September 30, 2020**

The Stakes are High

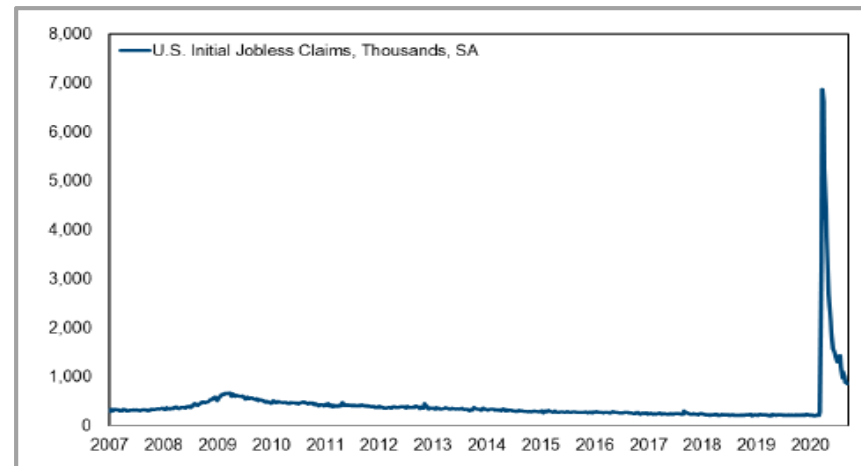
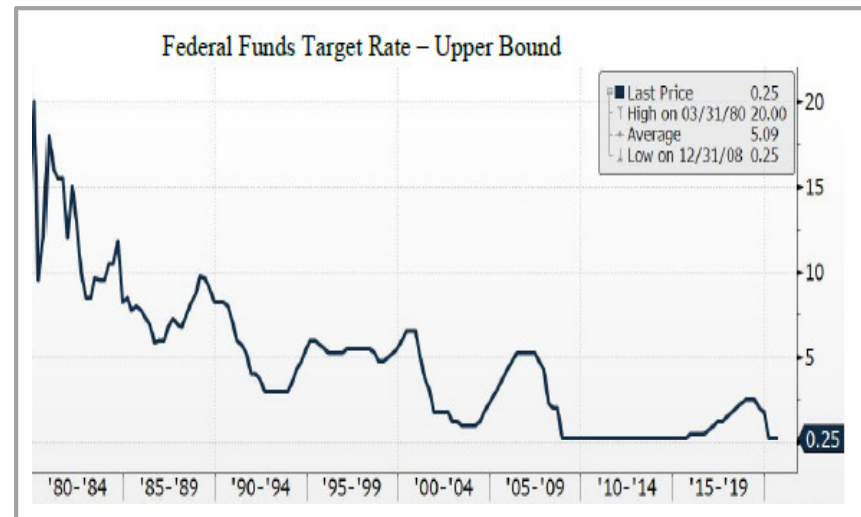
It is safe to say at this point that the virus and the upcoming election are the biggest factors affecting the markets and will continue to be into 4th quarter. It can also be anticipated that

- true to history, rates generally tend to trade in a range from September through election day
- Risk appetites will be low going into the election and if polls suggest a close race, there will be a flight to quality Treasuries
- History shows that divided governments support lower yields

Surprising no one, the FOMC signaled it will hold rates steady through 2023 stating that *"It will be appropriate to maintain this target range until labor market conditions have reached levels consistent with the Committee's assessments of maximum employment and inflation has risen to 2 percent and is on track to moderately exceed 2 percent for some time."*

Fed Chair Powell and Treasury Sec'y Mnuchin, in the three-day testimony before Congress, both championed the economic progress and improvement already achieved but both were clear the lending programs run by the Fed and Treasury could only go so far and cannot replace targeted aid from Congress. Powell said *"The recovery will go faster if we have both tools [from the Fed and Congress] continuing to work together."* But can they?

The Fed appears optimistic regarding the state of the U.S. economy and the potential recovery. It has recommitted to maintaining the numerous liquidity and lending programs put in place at the onset of the pandemic and the current pace of \$120 billion per month in asset purchases. The Fed and other central banks are bringing out flexible inflation targeting [discussed last month], but it is not a panacea and could create problems if higher inflation is tolerated without a timely reaction. It remains to be seen.



Monetary and Fiscal Efforts and The Pace of Recovery

PATTERSON & ASSOCIATES



It seems clear that additional fiscal efforts are needed, but any though expected at some point – before the election – will make the economic contraction shallower but the pure volume of support may the recovery slower.

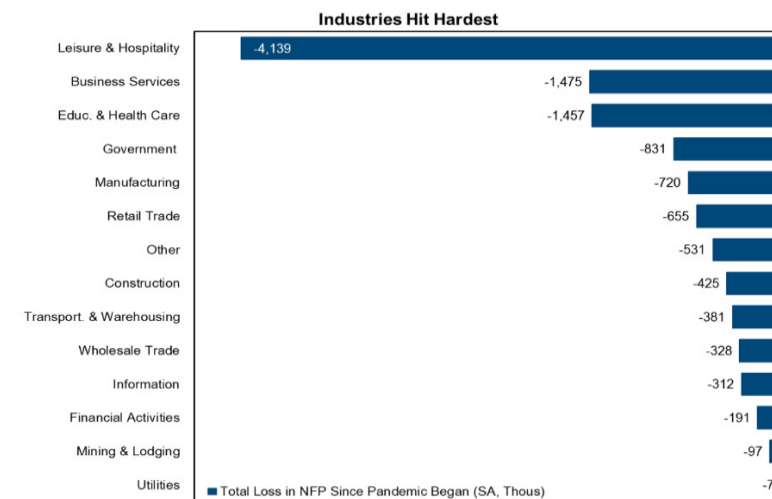
Going forward, the Fed has been clear it remains committed to continuing to provide support to the economy, essentially standing ready to deploy any further amount of money or credit necessary to keep markets functioning smoothly along with their projected low rates. The existing liquidity facilities put in place earlier in 2020 will remain.

Strong underlying momentum in housing and manufacturing can perhaps carry the economy for a bit longer, but ultimately the recovery will be slow and debt will continue to grow. Some economists feel failure to act, both monetarily and fiscally, could push the timing of the economy's return to pre-Covid levels back to 4Q 2021.

Meanwhile, the timeline for a vaccine remains increasingly uncertain. COVID-19 cases are reportedly increasing here in the U.S. and according to *Bloomberg*, the U.S. is now averaging roughly 43,000 new cases per day.

The low rates have bond issuers running to market. State and local governments haven't sold this many taxable bonds in a decade. The sellers have issued \$92 billion in debt subject to federal income taxes so far this year, according to data collected by Bloomberg. That's almost a third of all the long-term municipal bonds sold in 2020 and is the most since 2010, with the Build America Bonds.

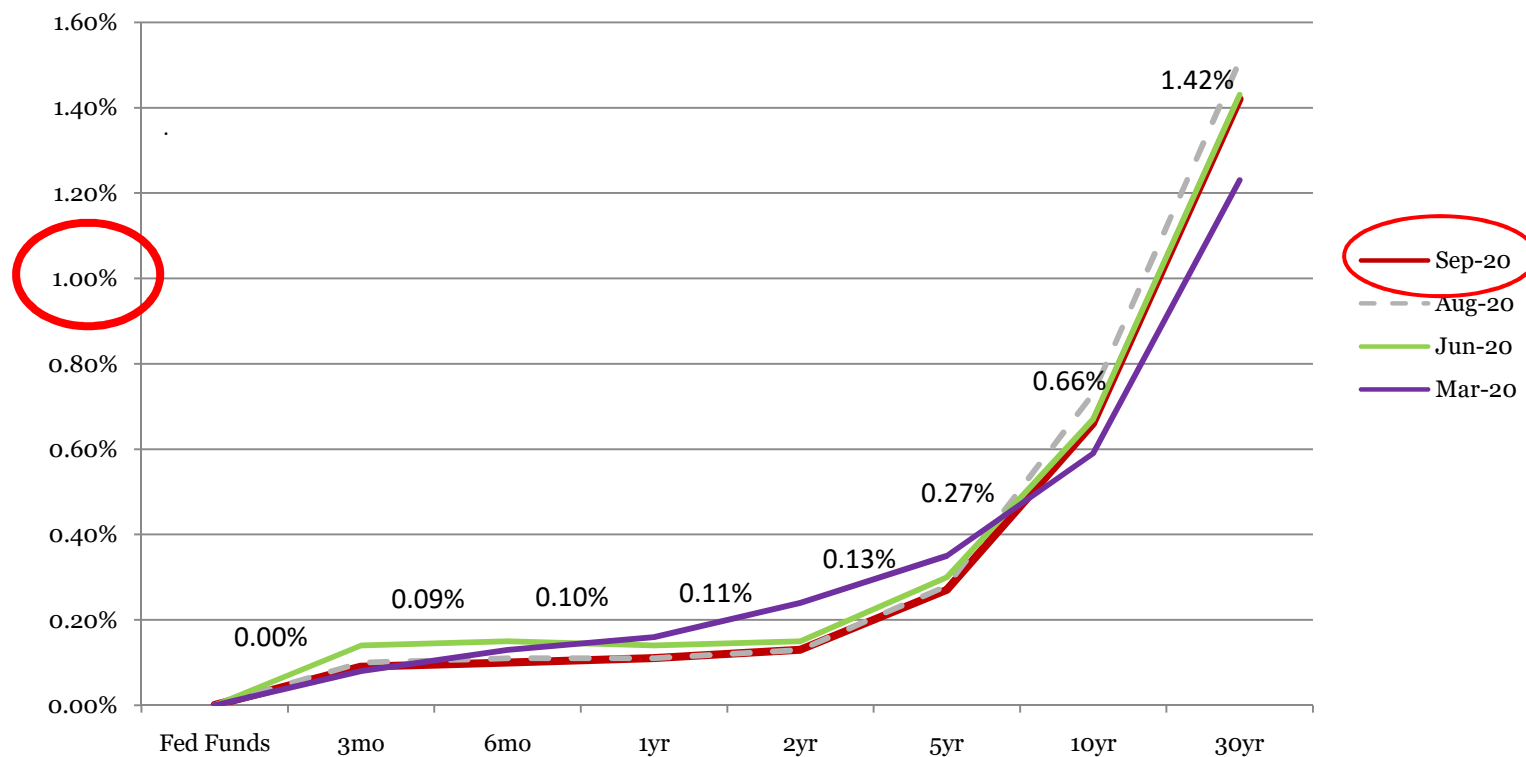
Sales of taxable municipal bonds were on the rise in late 2019, a byproduct of falling interest rates and President Trump's 2017 tax-cut law that took away the power of states and cities to sell tax-exempt bonds for the key refinancing technique known as advance refunding. But the pace surged this year after borrowing costs fell to record lows.



Source: Bureau of Labor Statistics

Range Bound

- The curve continues to fight the virus and now the upcoming election has driven investors to safety. It has barely moved – and it moved lower.
- Changes in short rates are measured in half basis points and refuse to leave their ranges.
- Market fears and volatility have caused Treasury and agency rates to remain at the lower (dismal) levels seen for the last six months.
- The Fed has stated its intention to stay at 0.0% Fed Funds through 2022.
- The 2 year, the 5-year and the 10-year notes in real terms (against inflation) are negative in yield.
- The new stimulus package will come, but its size and timing remain a political mystery.
- The Fed has reiterated its intention to keep rates low across the curve.



End of Month Rates - Full Yield Curve – Fed Funds to 30yr

Travis Central Appraisal District, Texas


Quarterly Investment Report
July – September 2020
Portfolio Summary Management Report

This quarterly report is prepared in compliance with the Investment Policy of the District and the Public Funds Investment Act (Chapter 2256, Texas Government Code).

<u><i>Portfolio as of June 30, 2020</i></u>		<u><i>Portfolio as of September 30, 2020</i></u>	
Beginning Book Value	\$ 11,419,301	Ending Book Value	\$ 9,287,687
Beginning Market Value	\$ 11,419,301	Ending Market Value	\$ 9,287,687
Unrealized Gain/Loss	\$ 0	Investment Income for the period	\$ 4,972
		Unrealized Gain/Loss	\$ 0
		Change in Unrealized Gain/Loss	\$ 0
WAM at Beginning Period Date ¹	1 day	WAM at Ending Period Date ¹	1 day
		Change in Market Value ²	\$ (2,131,614)

Average Yield to Maturity for period **0.200%**
Average Yield 3 month Treasury Bill for period **0.110%**

Leana H. Mann, Director of Operations
Travis Central Appraisal District



Ms. Linda Patterson, President
Patterson & Associates, Registered Investment Advisor

¹ WAM, represents weighted average maturity.

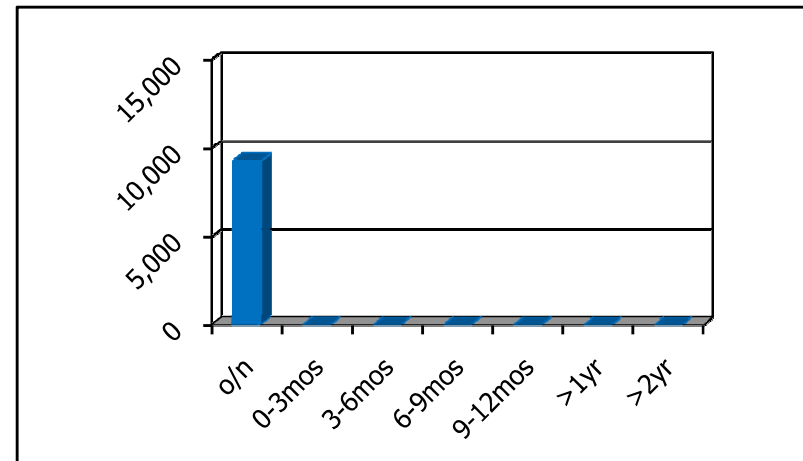
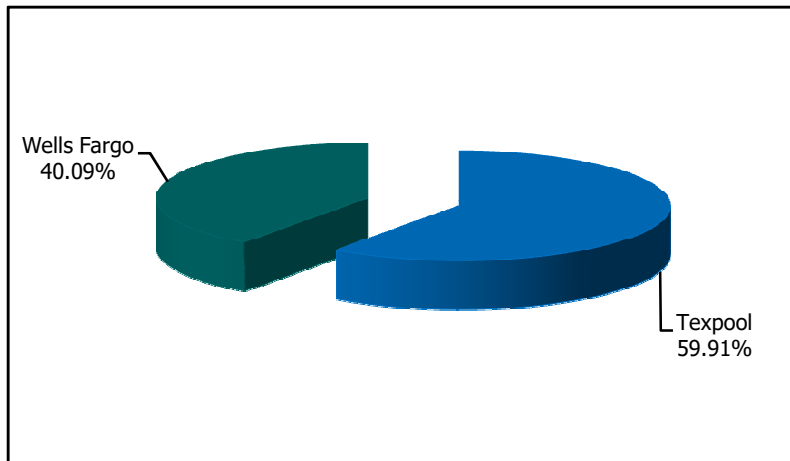
² **Change in Market Value** is required data, but will primarily reflect the receipts and expenditures of the District's funds from quarter to quarter.

Your Portfolio

As of September 30, 2020



- P&A constantly reviews your portfolio for optimal asset allocation and a controlled average maturity because a diversified portfolio can better adjust to volatile market conditions. These are unusual times and where extensions can be made it is important to make them for any value in the markets.
- The graphs below show asset allocations by market sector and by maturity in your portfolio. Liquidity will not be attractive but as the curve flattens it also is sometimes the only sector available as year end expenditures loom. Our expectation is of continuing low rates but we will attempt to find value in all authorized sectors to capture yield available.
- Hopefully Fed actions will return us to some normalcy and a vaccine will be found. This is what we are watching for and acting on.





Travis Central Appraisal Dist.
Portfolio Management
Portfolio Summary
September 30, 2020

Patterson & Associates
 901 S. MoPac
 Suite 195
 Austin, TX 78746
 -

Investments	Par Value	Market Value	Book Value	% of Portfolio	Term	Days to Maturity	YTM 365 Equiv.
Texpool/Texpool Prime	5,564,292.55	5,564,292.55	5,564,292.55	59.91	1	1	0.218
Wells Fargo Bank	3,723,394.37	3,723,394.37	3,723,394.37	40.09	1	1	0.016
Investments	9,287,686.92	9,287,686.92	9,287,686.92	100.00%	1	1	0.137

Total Earnings	September 30	Month Ending	Fiscal Year To Date
Current Year		1,132.18	74,076.10

The following reports are submitted in accordance with the Public Funds Investment Act (Texas Gov't Code 2256). The reports also offer supplemental information not required by the Act in order to fully inform the governing body of the Travis Central Appraisal District of the position and activity within the District's portfolio of investment. The reports include a management summary overview, a detailed inventory report for the end of the period, a transaction report, as well as graphic representations of the portfolio to provide full disclosure to the governing body.

 Leana Mann, Director of Operations



Travis Central Appraisal Dist.
Summary by Type
September 30, 2020
Grouped by Fund

Patterson & Associates
901 S. MoPac
Suite 195
Austin, TX 78746
-

Security Type	Number of Investments	Par Value	Book Value	% of Portfolio	Average YTM 365	Average Days to Maturity
Fund: 850 EAL Holding Corp.						
Wells Fargo Bank	1	5,011.52	5,011.52	0.05	0.160	1
Subtotal	1	5,011.52	5,011.52	0.05	0.160	1
Fund: General Fund						
Texpool/Texpool Prime	2	5,564,292.55	5,564,292.55	59.91	0.218	1
Wells Fargo Bank	4	3,718,382.85	3,718,382.85	40.04	0.016	1
Subtotal	6	9,282,675.40	9,282,675.40	99.95	0.137	1
Total and Average	7	9,287,686.92	9,287,686.92	100.00	0.137	1



INVESTMENT PROFESSIONALS

Travis Central Appraisal Dist.
Fund 850 - 850 EAL Holding Corp.
Investments by Fund
September 30, 2020

Patterson & Associates
901 S. MoPac
Suite 195
Austin, TX 78746
-

CUSIP	Investment #	Issuer	Purchase Date	Book Value	Par Value	Market Value	Current Rate	YTM 360	YTM 365	Maturity Days To Date Maturity
Wells Fargo Bank										
61442	10006	Wells Fargo Choice IV Comm Ckg	01/01/2020	5,011.52	5,011.52	5,011.52	0.160	0.157	0.160	1
Subtotal and Average				5,011.52	5,011.52	5,011.52		0.158	0.160	1
Total Investments and Average				5,011.52	5,011.52	5,011.52		0.158	0.160	1

Fund GEN - General Fund
Investments by Fund
September 30, 2020

Page 2

CUSIP	Investment #	Issuer	Purchase Date	Book Value	Par Value	Market Value	Current Rate	YTM 360	YTM 365	Maturity Days To Date Maturity
Texpool/Texpool Prime										
900001	10000	Texpool	10/01/2019	2,145,466.88	2,145,466.88	2,145,466.88	0.147	0.145	0.147	1
900001A	10001	Texpool Prime	10/01/2019	3,418,825.67	3,418,825.67	3,418,825.67	0.262	0.258	0.261	1
Subtotal and Average				5,564,292.55	5,564,292.55	5,564,292.55		0.215	0.218	1
Wells Fargo Bank										
90401	10003	Wells Fargo Analyzed Bus Chkg+	10/01/2019	153,237.14	153,237.14	153,237.14	0.160	0.157	0.160	1
88469	10004	Wells Fargo Analyzed Bus Chkg+	10/01/2019	500.98	500.98	500.98	0.160	0.157	0.160	1
88477	10005	Wells Fargo Commercial Chkg PF	10/01/2019	0.00	0.00	0.00				1
8477	10002	Wells Fargo Stagecoach Sweep	10/01/2019	3,564,644.73	3,564,644.73	3,564,644.73	0.010	0.009	0.010	1
Subtotal and Average				3,718,382.85	3,718,382.85	3,718,382.85		0.016	0.016	1
Total Investments and Average				9,282,675.40	9,282,675.40	9,282,675.40		0.135	0.137	1



Travis Central Appraisal Dist.
Interest Earnings
Sorted by Fund - Fund
July 1, 2020 - September 30, 2020
Yield on Average Book Value

Patterson & Associates
901 S. MoPac
Suite 195
Austin, TX 78746
-

CUSIP	Investment #	Fund	Security Type	Ending Par Value	Beginning Book Value	Average Book Value	Maturity Date	Current Rate	Adjusted Interest Earnings			
									Annualized Yield	Interest Earned	Amortization/ Accretion	Adjusted Interest Earnings
Fund: 850 EAL Holding Corp.												
61442	10006	850	RR2	5,011.52	5,009.50	5,010.19		0.160	0.160	2.02	0.00	2.02
			Subtotal	5,011.52	5,009.50	5,010.19			0.160	2.02	0.00	2.02
Fund: General Fund												
900001	10000	GEN	RRP	2,145,466.88	2,144,505.82	2,144,872.66		0.147	0.178	961.06	0.00	961.06
900001A	10001	GEN	RRP	3,418,825.67	4,415,147.56	4,231,860.51		0.262	0.345	3,678.11	0.00	3,678.11
8477	10002	GEN	RR2	3,564,644.73	4,686,095.16	3,512,693.74		0.010	0.031	270.20	0.00	270.20
90401	10003	GEN	RR2	153,237.14	127,936.11	142,766.94		0.160	0.160	57.50	0.00	57.50
88469	10004	GEN	RR2	500.98	4,693.56	7,326.08		0.160	0.160	2.96	0.00	2.96
88477	10005	GEN	RR2	0.00	35,913.00	11,710.76				0.00	0.00	0.00
			Subtotal	9,282,675.40	11,414,291.21	10,051,230.69			0.196	4,969.83	0.00	4,969.83
			Total	9,287,686.92	11,419,300.71	10,056,240.88			0.196	4,971.85	0.00	4,971.85



Travis Central Appraisal Dist.
Texas Compliance Change in Val Report
Sorted by Fund
July 1, 2020 - September 30, 2020

Patterson & Associates
901 S. MoPac
Suite 195
Austin, TX 78746
-

Inv #	Issuer	Fund	Purch Date	Interest Accrual	Beginning Book Value				Ending Book Value
Cusip	Par Value	YTM	Mat Date	Interest Received	Beginning Market Value	Purchases/ Additions	Redemptions	Change in Value	Ending Market Value
Fund: 850 EAL Holding Corp									
10006	WFCHIV	850	01/01/2020	2.02	5,009.50	1,161,336.19	1,161,334.17	2.02	5,011.52
61442	5,011.52	0.160	/ /	2.02	5,009.50	1,161,336.19	1,161,334.17	2.02	5,011.52
Sub Totals For: Fund: 850 EAL Holding Corp				2.02	5,009.50	1,161,336.19	1,161,334.17	2.02	5,011.52
				2.02	5,009.50	1,161,336.19	1,161,334.17	2.02	5,011.52
Fund: General Fund									
10000	TXPOOL	GEN	10/01/2019	961.06	2,144,505.82	961.06	0.00	961.06	2,145,466.88
900001	2,145,466.88	0.147	/ /	961.06	2,144,505.82	961.06	0.00	961.06	2,145,466.88
10001	TXPRIM	GEN	10/01/2019	3,678.11	4,415,147.56	3,678.11	1,000,000.00	-996,321.89	3,418,825.67
900001A	3,418,825.67	0.261	/ /	3,678.11	4,415,147.56	3,678.11	1,000,000.00	-996,321.89	3,418,825.67
10002	WFSW	GEN	10/01/2019	270.20	4,686,095.16	4,717,132.92	5,838,202.92	-1,121,450.43	3,564,644.73
8477	3,564,644.73	0.010	/ /	380.43	4,686,095.16	4,717,132.92	5,838,202.92	-1,121,450.43	3,564,644.73
10003	WFABCP	GEN	10/01/2019	57.50	127,936.11	25,301.03	0.00	25,301.03	153,237.14
90401	153,237.14	0.160	/ /	57.50	127,936.11	25,301.03	0.00	25,301.03	153,237.14
10004	WFABCP	GEN	10/01/2019	2.96	4,693.56	718,427.42	722,620.00	-4,192.58	500.98
88469	500.98	0.160	/ /	2.96	4,693.56	718,427.42	722,620.00	-4,192.58	500.98
10005	WFCCAP	GEN	10/01/2019	0.00	35,913.00	10,905,581.22	10,941,494.22	-35,913.00	0.00
88477	0.00	0.000	/ /	0.00	35,913.00	10,905,581.22	10,941,494.22	-35,913.00	0.00
Sub Totals For: Fund: General Fund				4,969.83	11,414,291.21	16,371,081.76	18,502,317.14	-2,131,615.81	9,282,675.40
				5,080.06	11,414,291.21	16,371,081.76	18,502,317.14	-2,131,615.81	9,282,675.40
Report Grand Totals:				4,971.85	11,419,300.71	17,532,417.95	19,663,651.31	-2,131,613.79	9,287,686.92
				5,082.08	11,419,300.71	17,532,417.95	19,663,651.31	-2,131,613.79	9,287,686.92



Monthly Investment Report
August 31, 2020

Struggling to Sustain a Recovery

The dramatic and discouraging swings created by the Covid-19 virus has lead the US into perhaps the most challenging environment in modern history. The next few years will be crucial. Additional stimulus is needed as much now as for the expected post-covid slowdown, as everyone takes a large slow breath..

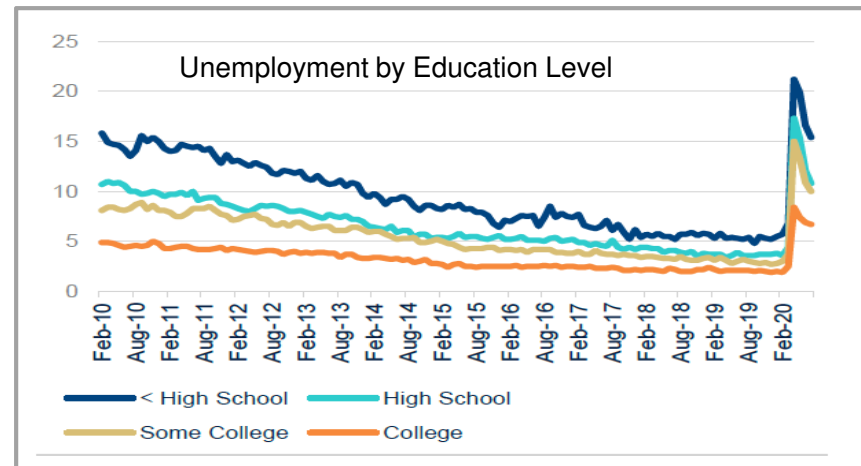
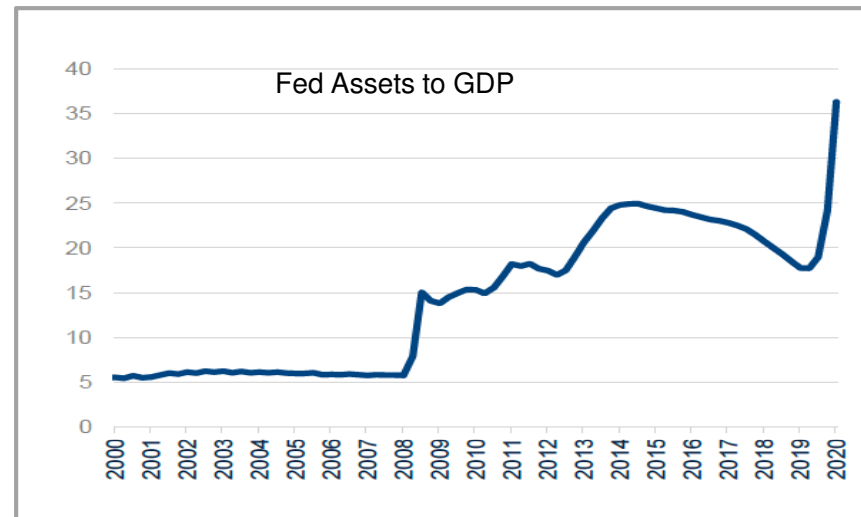
Covid exposed fault lines hidden by the longest expansion on record and caused massive job losses and the worst recession since WWII. The US has to come out of this better than pre-covid.

Bureaucratic missteps and political fights, along with lack of timely medical information combined with racial problems and income equality, have created a perfect storm of instability and populism around the world.

Previous recessions are usually investment driven, unlike Covid, so consumer consumption has dropped 34.6 % in Q2. That in turn slows manufacturing and decimates small business. A good overview is from the Chicago Fed's Index in which 29 of the 85 indicators are negative. This lessens inflation worries and so consumers are not pushed to buy.

However, there are a few strong signs that the economy is slowly sprouting. Housing is booming with existing home sales jumping like it is 2006. With this boom, prices are rising but the low mortgage rates for people with a down payment provides a major inducement. Industrial production is climbing back as is personal income.

But confidence is dropping fast even with increased income. Part of the confidence issue may be tied to the upcoming election and Congress' inaction. The strongest confidence point is of course jobs and without re-opening, jobs will remain scarce. We have seen a rise in unemployment claims, but continuing claims are stable. There is much to overcome however, the US has seen 57.4mm claims filed in the last 22 weeks. This hits the lower educational level service jobs the hardest and contributes to the social divisions. These divisions can be seen developing geo-politically around the world as well.



Monetary and Fiscal Efforts

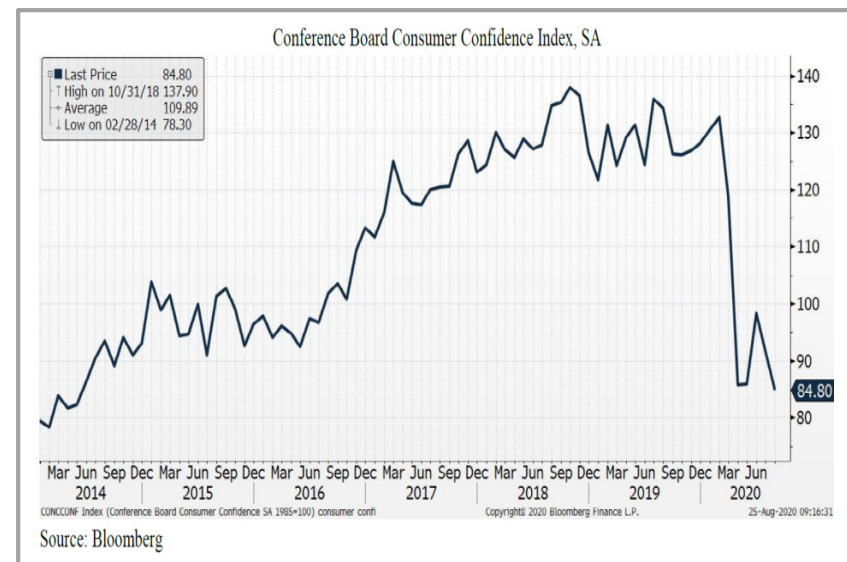
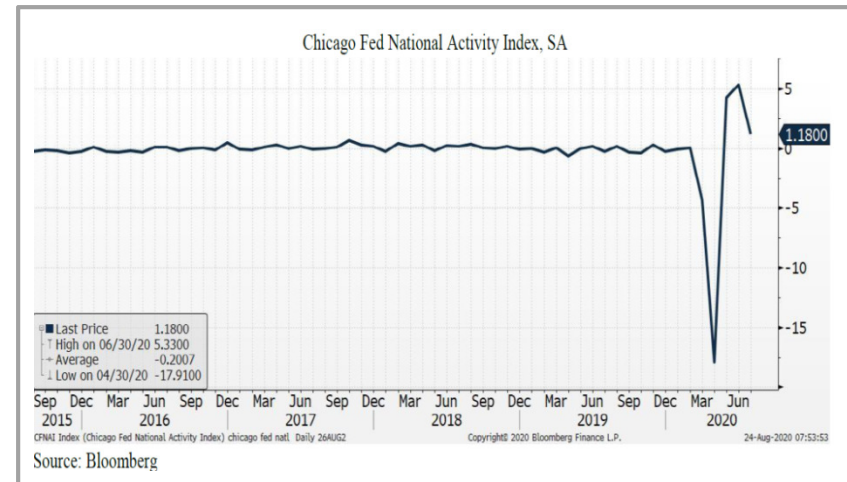
Fiscal efforts are mired in a political battle, which will not see a possible resolve until November. There will probably be another stimulus package from Congress, but its size and directives are currently uncertain. These will address the key elements of job and support, but probably not training and business support.

Monetary efforts, however, continue to move at a rapid pace. The Fed has many tools and has been using them all year. Support for **liquidity** in CP, primary and secondary markets, and asset acquisitions have eased some tensions and most importantly provided liquidity to the markets so that they do not simply seize up. But these actions have also contributed to a massive balance sheet increase and overriding debt. Remember that only in the fall of 2018 was the Fed starting to see the end of the 2008-09 QE supply.

Now the Fed has introduced its **Strategy on Longer Run Goals and Monetary Policy** furthering their goal of transparency. Judging that the Fed Funds rate has become less consistent with its goal of max employment and price stability, they see a greater risk to employment and inflation. Whereas employment is broad based and structural, inflation rates are primarily influenced by monetary policy. Hence the Committee has the ability to specify a longer-run goal for inflation through this policy. This major change is moving to a flexible **average inflation targeting** (AIT) framework which removes the 2% inflation target. Essentially strong economies over 2% would be an acceptable goal, whereas when needed they would lower the target.

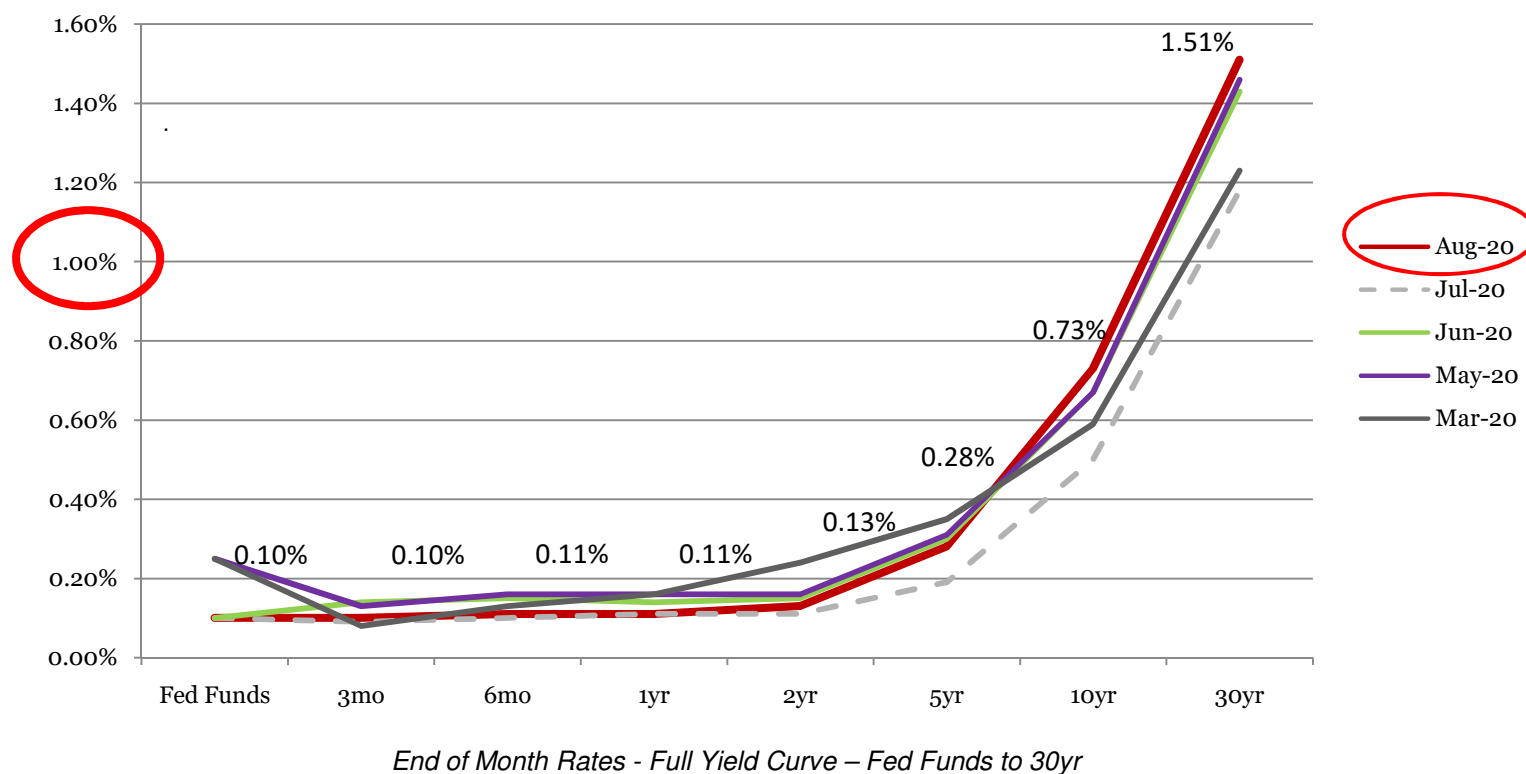
Another major idea being floated by the Fed is **Yield Curve Targeting** (YCT). This is not new since it was used in the 1940's to cap treasury yields (and therefore the level of debt) for the war effort. Although QE and forward guidance are the primary tools, it appears the Fed is moving to and may choose to yield target the short-to-medium Treasuries to further stimulate the economy.

Such a move requires monetary and fiscal policy-makers cooperation and it still has a long way to go!



To V or Not to Be

- The graph below shows the ugly truth of the yield curve as it also fights the virus. Changes in short rates are now measured in basis points.
- Fed actions and market fears around the world have caused Treasury and agency rates to remain at the lower (dismal) levels seen for the last five months. The Fed has stated its intention to stay at 0.0% Fed Funds through 2022.
- Fear increases the demand for safe havens and the safest are the U.S. Treasury and the USD dollar. Only commercial paper offers value in the short-term.
- The 2 year now yields 0.11% and the 5-year and 10-year notes in real terms are negative in yield (-1.24% and -1.02% respectively). Looking back on 2008-2010 as possible guide posts as the Treasury extends its maturities (from Bills), the short term inside the 2-year may be zero bound for a long time.
- Adding the jaw-dropping level of direct stimulus this time and the level of debt accumulating, it will be awhile before rates rise.

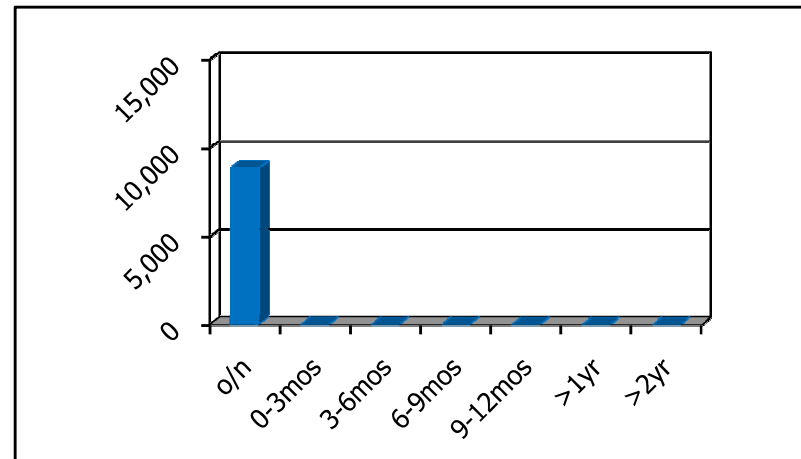
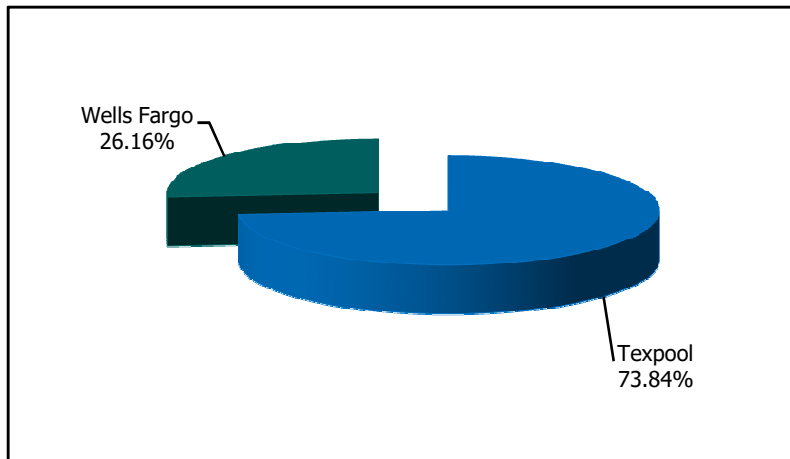


Your Portfolio

As of August 31, 2020



- P&A constantly reviews your portfolio for optimal asset allocation and a controlled average maturity because a diversified portfolio can better adjust to volatile market conditions. These are unusual times and where extensions can be made it is important to make them for any value in the markets.
- The graphs below show asset allocations by market sector and by maturity in your portfolio. Liquidity will not be attractive but as the curve flattens it also is sometimes the only sector available as year end expenditures loom. Our expectation is of continuing low rates but we will attempt to find value in all authorized sectors to capture yield available.
- Hopefully Fed actions will return us to some normalcy and a vaccine will be found. This is what we are watching for and acting on.





**Travis Central Appraisal Dist.
Portfolio Management
Portfolio Summary
August 31, 2020**

Patterson & Associates
901 S. MoPac
Suite 195
Austin, TX 78746
-

Investments	Par Value	Market Value	Book Value	% of Portfolio	Term	Days to Maturity	YTM 365 Equiv.
Texpool/Texpool Prime	6,563,198.87	6,563,198.87	6,563,198.87	73.84	1	1	0.287
Wells Fargo Bank	2,325,345.57	2,325,345.57	2,325,345.57	26.16	1	1	0.027
Investments	8,888,544.44	8,888,544.44	8,888,544.44	100.00%	1	1	0.219

Total Earnings	August 31	Month Ending	Fiscal Year To Date
Current Year		1,672.45	72,943.92

The following reports are submitted in accordance with the Public Funds Investment Act (Texas Gov't Code 2256). The reports also offer supplemental information not required by the Act in order to fully inform the governing body of the Travis Central Appraisal District of the position and activity within the District's portfolio of investment. The reports include a management summary overview, a detailed inventory report for the end of the period, a transaction report, as well as graphic representations of the portfolio to provide full disclosure to the governing body.

Leana Mann, Director of Operations



Travis Central Appraisal Dist.
Summary by Type
August 31, 2020
Grouped by Fund

Patterson & Associates
901 S. MoPac
Suite 195
Austin, TX 78746
-

Security Type	Number of Investments	Par Value	Book Value	% of Portfolio	Average YTM 365	Average Days to Maturity
Fund: 850 EAL Holding Corp.						
Wells Fargo Bank	1	5,010.86	5,010.86	0.06	0.160	1
Subtotal	1	5,010.86	5,010.86	0.06	0.160	1
Fund: General Fund						
Texpool/Texpool Prime	2	6,563,198.87	6,563,198.87	73.84	0.287	1
Wells Fargo Bank	4	2,320,334.71	2,320,334.71	26.10	0.027	1
Subtotal	6	8,883,533.58	8,883,533.58	99.94	0.219	1
Total and Average	7	8,888,544.44	8,888,544.44	100.00	0.219	1



Travis Central Appraisal Dist.
Fund 850 - 850 EAL Holding Corp.
Investments by Fund
August 31, 2020

Patterson & Associates
901 S. MoPac
Suite 195
Austin, TX 78746
-

CUSIP	Investment #	Issuer	Purchase Date	Book Value	Par Value	Market Value	Current Rate	YTM 360	YTM 365	Maturity Days To Date Maturity
Wells Fargo Bank										
61442	10006	Wells Fargo Choice IV Comm Ckg	01/01/2020	5,010.86	5,010.86	5,010.86	0.160	0.157	0.160	1
Subtotal and Average				5,010.86	5,010.86	5,010.86		0.158	0.160	1
Total Investments and Average				5,010.86	5,010.86	5,010.86		0.158	0.160	1

Fund GEN - General Fund
Investments by Fund
August 31, 2020

Page 2

CUSIP	Investment #	Issuer	Purchase Date	Book Value	Par Value	Market Value	Current Rate	YTM 360	YTM 365	Maturity Days To Date Maturity
Texpool/Texpool Prime										
900001	10000	Texpool	10/01/2019	2,145,207.05	2,145,207.05	2,145,207.05	0.177	0.174	0.176	1
900001A	10001	Texpool Prime	10/01/2019	4,417,991.82	4,417,991.82	4,417,991.82	0.340	0.335	0.340	1
Subtotal and Average				6,563,198.87	6,563,198.87	6,563,198.87		0.283	0.287	1
Wells Fargo Bank										
90401	10003	Wells Fargo Analyzed Bus Chkg+	10/01/2019	151,509.28	151,509.28	151,509.28	0.160	0.157	0.160	1
88469	10004	Wells Fargo Analyzed Bus Chkg+	10/01/2019	8,695.54	8,695.54	8,695.54	0.160	0.157	0.160	1
88477	10005	Wells Fargo Commercial Chkg PF	10/01/2019	0.00	0.00	0.00				1
8477	10002	Wells Fargo Stagecoach Sweep	10/01/2019	2,160,129.89	2,160,129.89	2,160,129.89	0.017	0.016	0.017	1
Subtotal and Average				2,320,334.71	2,320,334.71	2,320,334.71		0.027	0.027	1
Total Investments and Average				8,883,533.58	8,883,533.58	8,883,533.58		0.216	0.219	1



Travis Central Appraisal Dist.
Interest Earnings
Sorted by Fund - Fund
August 1, 2020 - August 31, 2020
Yield on Average Book Value

Patterson & Associates
901 S. MoPac
Suite 195
Austin, TX 78746
-

CUSIP	Investment #	Fund	Security Type	Ending Par Value	Beginning Book Value	Average Book Value	Maturity Date	Current Rate	Adjusted Interest Earnings			
									Annualized Yield	Interest Earned	Amortization/ Accretion	Adjusted Interest Earnings
Fund: 850 EAL Holding Corp.												
61442	10006	850	RR2	5,010.86	5,010.18	5,010.20		0.160	0.160	0.68	0.00	0.68
			Subtotal	5,010.86	5,010.18	5,010.20			0.160	0.68	0.00	0.68
Fund: General Fund												
900001	10000	GEN	RRP	2,145,207.05	2,144,884.90	2,144,895.29		0.177	0.177	322.15	0.00	322.15
900001A	10001	GEN	RRP	4,417,991.82	4,416,714.83	4,416,756.02		0.340	0.340	1,276.99	0.00	1,276.99
8477	10002	GEN	RR2	2,160,129.89	4,201,920.50	3,315,993.07		0.017	0.018	51.81	0.00	51.81
90401	10003	GEN	RR2	151,509.28	131,015.60	145,131.43		0.160	0.159	19.64	0.00	19.64
88469	10004	GEN	RR2	8,695.54	8,694.36	8,694.40		0.160	0.160	1.18	0.00	1.18
			Subtotal	8,883,533.58	10,903,230.19	10,031,470.21			0.196	1,671.77	0.00	1,671.77
			Total	8,888,544.44	10,908,240.37	10,036,480.41			0.196	1,672.45	0.00	1,672.45



Monthly Investment Report
September 30, 2020

The Stakes are High

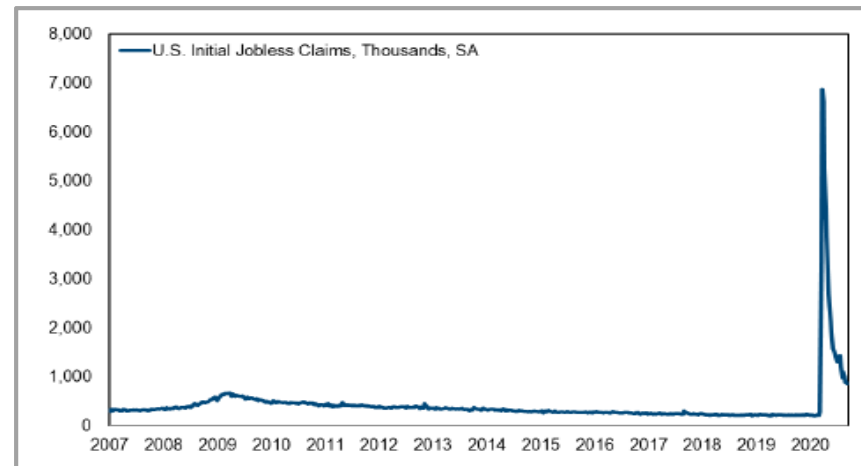
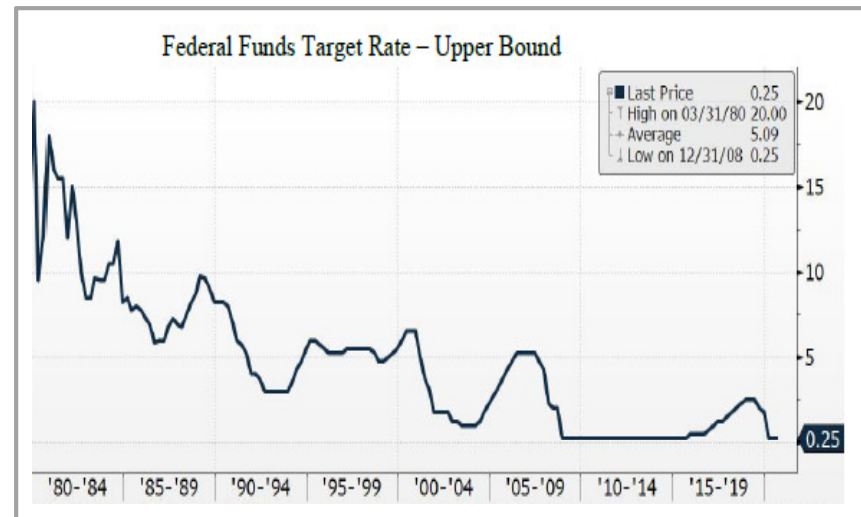
It is safe to say at this point that the virus and the upcoming election are the biggest factors affecting the markets and will continue to be into 4th quarter. It can also be anticipated that

- true to history, rates generally tend to trade in a range from September through election day
- Risk appetites will be low going into the election and if polls suggest a close race, there will be a flight to quality Treasuries
- History shows that divided governments support lower yields

Surprising no one, the FOMC signaled it will hold rates steady through 2023 stating that *"It will be appropriate to maintain this target range until labor market conditions have reached levels consistent with the Committee's assessments of maximum employment and inflation has risen to 2 percent and is on track to moderately exceed 2 percent for some time."*

Fed Chair Powell and Treasury Sec'y Mnuchin, in the three-day testimony before Congress, both championed the economic progress and improvement already achieved but both were clear the lending programs run by the Fed and Treasury could only go so far and cannot replace targeted aid from Congress. Powell said *"The recovery will go faster if we have both tools [from the Fed and Congress] continuing to work together."* But can they?

The Fed appears optimistic regarding the state of the U.S. economy and the potential recovery. It has recommitted to maintaining the numerous liquidity and lending programs put in place at the onset of the pandemic and the current pace of \$120 billion per month in asset purchases. The Fed and other central banks are bringing out flexible inflation targeting [discussed last month], but it is not a panacea and could create problems if higher inflation is tolerated without a timely reaction. It remains to be seen.



Monetary and Fiscal Efforts and The Pace of Recovery

PATTERSON & ASSOCIATES



It seems clear that additional fiscal efforts are needed, but any though expected at some point – before the election – will make the economic contraction shallower but the pure volume of support may the recovery slower.

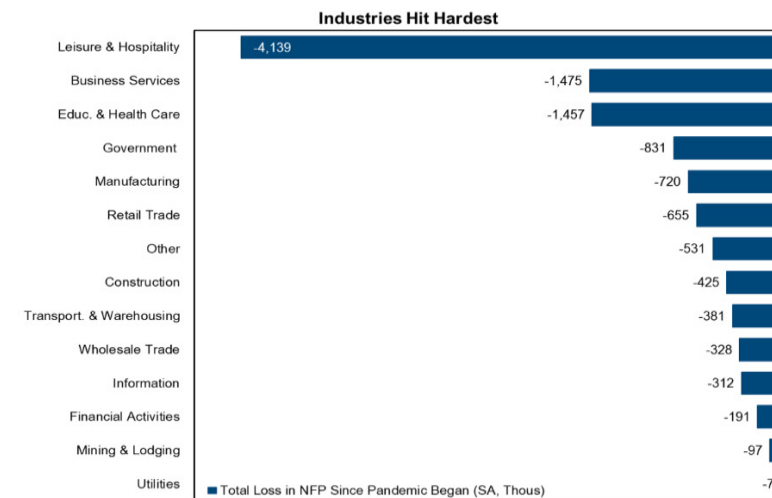
Going forward, the Fed has been clear it remains committed to continuing to provide support to the economy, essentially standing ready to deploy any further amount of money or credit necessary to keep markets functioning smoothly along with their projected low rates. The existing liquidity facilities put in place earlier in 2020 will remain.

Strong underlying momentum in housing and manufacturing can perhaps carry the economy for a bit longer, but ultimately the recovery will be slow and debt will continue to grow. Some economists feel failure to act, both monetarily and fiscally, could push the timing of the economy's return to pre-Covid levels back to 4Q 2021.

Meanwhile, the timeline for a vaccine remains increasingly uncertain. COVID-19 cases are reportedly increasing here in the U.S. and according to *Bloomberg*, the U.S. is now averaging roughly 43,000 new cases per day.

The low rates have bond issuers running to market. State and local governments haven't sold this many taxable bonds in a decade. The sellers have issued \$92 billion in debt subject to federal income taxes so far this year, according to data collected by Bloomberg. That's almost a third of all the long-term municipal bonds sold in 2020 and is the most since 2010, with the Build America Bonds.

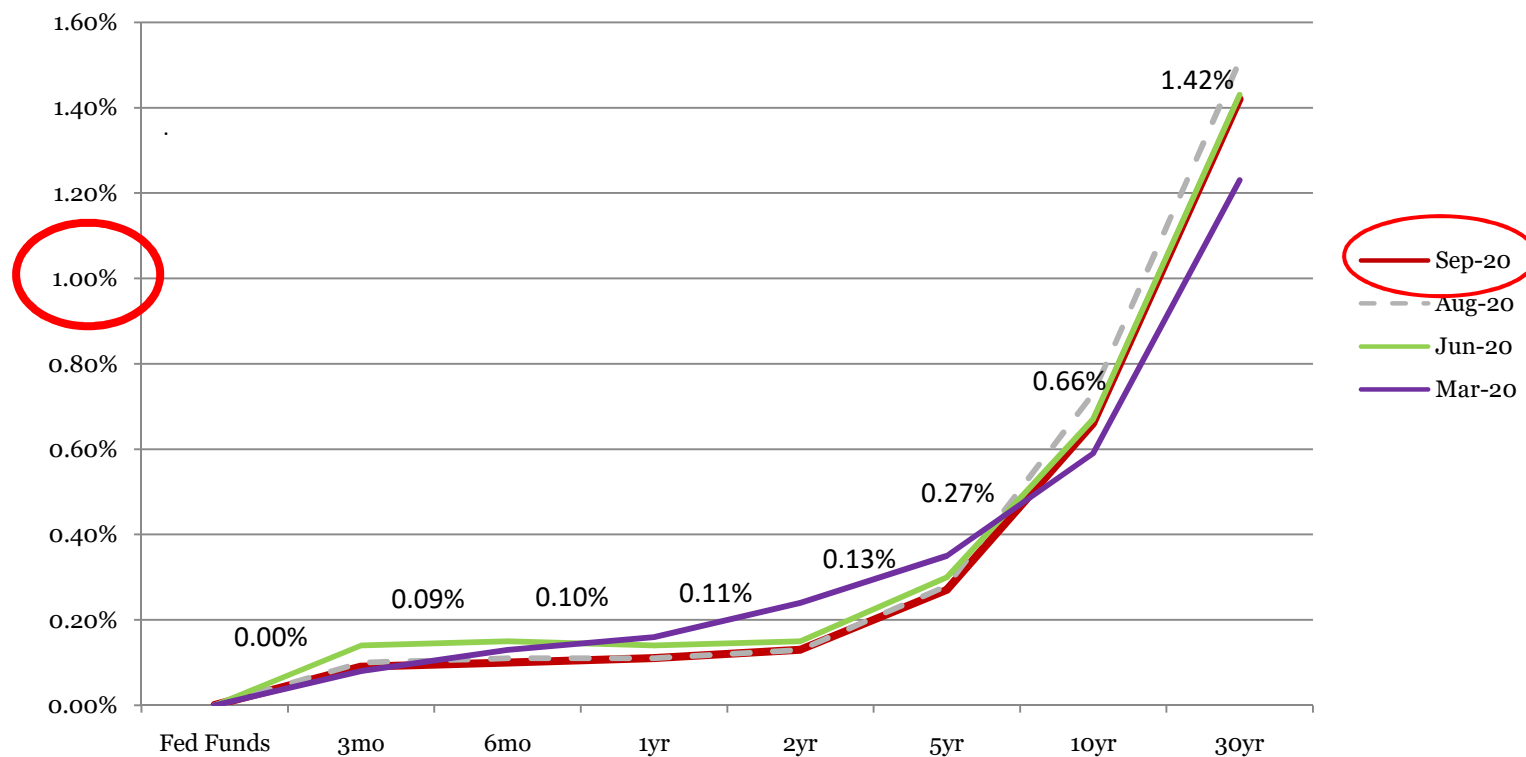
Sales of taxable municipal bonds were on the rise in late 2019, a byproduct of falling interest rates and President Trump's 2017 tax-cut law that took away the power of states and cities to sell tax-exempt bonds for the key refinancing technique known as advance refunding. But the pace surged this year after borrowing costs fell to record lows.



Source: Bureau of Labor Statistics

Range Bound

- The curve continues to fight the virus and now the upcoming election has driven investors to safety. It has barely moved – and it moved lower.
- Changes in short rates are measured in half basis points and refuse to leave their ranges.
- Market fears and volatility have caused Treasury and agency rates to remain at the lower (dismal) levels seen for the last six months.
- The Fed has stated its intention to stay at 0.0% Fed Funds through 2022.
- The 2 year, the 5-year and the 10-year notes in real terms (against inflation) are negative in yield.
- The new stimulus package will come, but its size and timing remain a political mystery.
- The Fed has reiterated its intention to keep rates low across the curve.



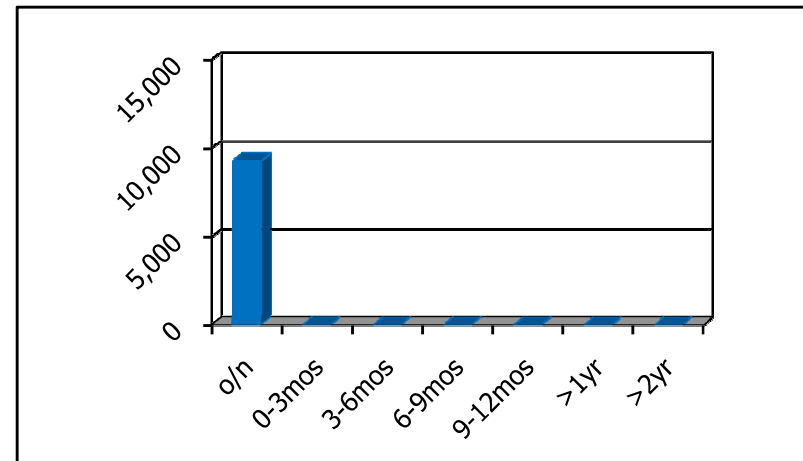
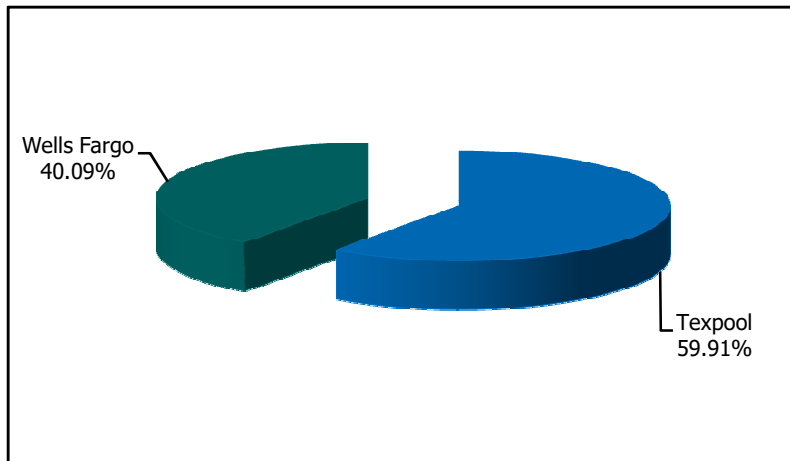
End of Month Rates - Full Yield Curve – Fed Funds to 30yr

Your Portfolio

As of September 30, 2020



- P&A constantly reviews your portfolio for optimal asset allocation and a controlled average maturity because a diversified portfolio can better adjust to volatile market conditions. These are unusual times and where extensions can be made it is important to make them for any value in the markets.
- The graphs below show asset allocations by market sector and by maturity in your portfolio. Liquidity will not be attractive but as the curve flattens it also is sometimes the only sector available as year end expenditures loom. Our expectation is of continuing low rates but we will attempt to find value in all authorized sectors to capture yield available.
- Hopefully Fed actions will return us to some normalcy and a vaccine will be found. This is what we are watching for and acting on.





**Travis Central Appraisal Dist.
Portfolio Management
Portfolio Summary
September 30, 2020**

Patterson & Associates
901 S. MoPac
Suite 195
Austin, TX 78746
-

Investments	Par Value	Market Value	Book Value	% of Portfolio	Term	Days to Maturity	YTM 365 Equiv.
Texpool/Texpool Prime	5,564,292.55	5,564,292.55	5,564,292.55	59.91	1	1	0.218
Wells Fargo Bank	3,723,394.37	3,723,394.37	3,723,394.37	40.09	1	1	0.016
Investments	9,287,686.92	9,287,686.92	9,287,686.92	100.00%	1	1	0.137

Total Earnings	September 30 Month Ending	Fiscal Year To Date
Current Year	1,132.18	74,076.10

The following reports are submitted in accordance with the Public Funds Investment Act (Texas Gov't Code 2256). The reports also offer supplemental information not required by the Act in order to fully inform the governing body of the Travis Central Appraisal District of the position and activity within the District's portfolio of investment. The reports include a management summary overview, a detailed inventory report for the end of the period, a transaction report, as well as graphic representations of the portfolio to provide full disclosure to the governing body.

Leana Mann, Director of Operations



Travis Central Appraisal Dist.
Summary by Type
September 30, 2020
Grouped by Fund

Patterson & Associates
901 S. MoPac
Suite 195
Austin, TX 78746
-

Security Type	Number of Investments	Par Value	Book Value	% of Portfolio	Average YTM 365	Average Days to Maturity
Fund: 850 EAL Holding Corp.						
Wells Fargo Bank	1	5,011.52	5,011.52	0.05	0.160	1
Subtotal	1	5,011.52	5,011.52	0.05	0.160	1
Fund: General Fund						
Texpool/Texpool Prime	2	5,564,292.55	5,564,292.55	59.91	0.218	1
Wells Fargo Bank	4	3,718,382.85	3,718,382.85	40.04	0.016	1
Subtotal	6	9,282,675.40	9,282,675.40	99.95	0.137	1
Total and Average	7	9,287,686.92	9,287,686.92	100.00	0.137	1



INVESTMENT PROFESSIONALS

Travis Central Appraisal Dist.
Fund 850 - 850 EAL Holding Corp.
Investments by Fund
September 30, 2020

Patterson & Associates
901 S. MoPac
Suite 195
Austin, TX 78746
-

CUSIP	Investment #	Issuer	Purchase Date	Book Value	Par Value	Market Value	Current Rate	YTM 360	YTM 365	Maturity Days To Date Maturity
Wells Fargo Bank										
61442	10006	Wells Fargo Choice IV Comm Ckg	01/01/2020	5,011.52	5,011.52	5,011.52	0.160	0.157	0.160	1
Subtotal and Average				5,011.52	5,011.52	5,011.52		0.158	0.160	1
Total Investments and Average				5,011.52	5,011.52	5,011.52		0.158	0.160	1

Fund GEN - General Fund
Investments by Fund
September 30, 2020

Page 2

CUSIP	Investment #	Issuer	Purchase Date	Book Value	Par Value	Market Value	Current Rate	YTM 360	YTM 365	Maturity Days To Date Maturity
Texpool/Texpool Prime										
900001	10000	Texpool	10/01/2019	2,145,466.88	2,145,466.88	2,145,466.88	0.147	0.145	0.147	1
900001A	10001	Texpool Prime	10/01/2019	3,418,825.67	3,418,825.67	3,418,825.67	0.262	0.258	0.261	1
Subtotal and Average				5,564,292.55	5,564,292.55	5,564,292.55		0.215	0.218	1
Wells Fargo Bank										
90401	10003	Wells Fargo Analyzed Bus Chkg+	10/01/2019	153,237.14	153,237.14	153,237.14	0.160	0.157	0.160	1
88469	10004	Wells Fargo Analyzed Bus Chkg+	10/01/2019	500.98	500.98	500.98	0.160	0.157	0.160	1
88477	10005	Wells Fargo Commercial Chkg PF	10/01/2019	0.00	0.00	0.00				1
8477	10002	Wells Fargo Stagecoach Sweep	10/01/2019	3,564,644.73	3,564,644.73	3,564,644.73	0.010	0.009	0.010	1
Subtotal and Average				3,718,382.85	3,718,382.85	3,718,382.85		0.016	0.016	1
Total Investments and Average				9,282,675.40	9,282,675.40	9,282,675.40		0.135	0.137	1



Travis Central Appraisal Dist.
Interest Earnings
Sorted by Fund - Fund
September 1, 2020 - September 30, 2020
Yield on Average Book Value

Patterson & Associates
901 S. MoPac
Suite 195
Austin, TX 78746
-

CUSIP	Investment #	Fund	Security Type	Ending Par Value	Beginning Book Value	Average Book Value	Maturity Date	Current Rate	Adjusted Interest Earnings			
									Annualized Yield	Interest Earned	Amortization/ Accretion	Adjusted Interest Earnings
Fund: 850 EAL Holding Corp.												
61442	10006	850	RR2	5,011.52	5,010.86	5,010.88		0.160	0.160	0.66	0.00	0.66
			Subtotal	5,011.52	5,010.86	5,010.88			0.160	0.66	0.00	0.66
Fund: General Fund												
900001	10000	GEN	RRP	2,145,466.88	2,145,207.05	2,145,215.71		0.147	0.147	259.83	0.00	259.83
900001A	10001	GEN	RRP	3,418,825.67	4,417,991.82	3,851,352.95		0.262	0.263	833.85	0.00	833.85
8477	10002	GEN	RR2	3,564,644.73	2,160,129.89	2,065,280.14		0.010	0.010	16.75	0.00	16.75
90401	10003	GEN	RR2	153,237.14	151,509.28	152,869.65		0.160	0.160	20.11	0.00	20.11
88469	10004	GEN	RR2	500.98	8,695.54	7,432.39		0.160	0.160	0.98	0.00	0.98
			Subtotal	9,282,675.40	8,883,533.58	8,222,150.84			0.167	1,131.52	0.00	1,131.52
			Total	9,287,686.92	8,888,544.44	8,227,161.73			0.167	1,132.18	0.00	1,132.18



**Monthly Investment Report
October 31, 2020**

Hold On, Here Comes November...

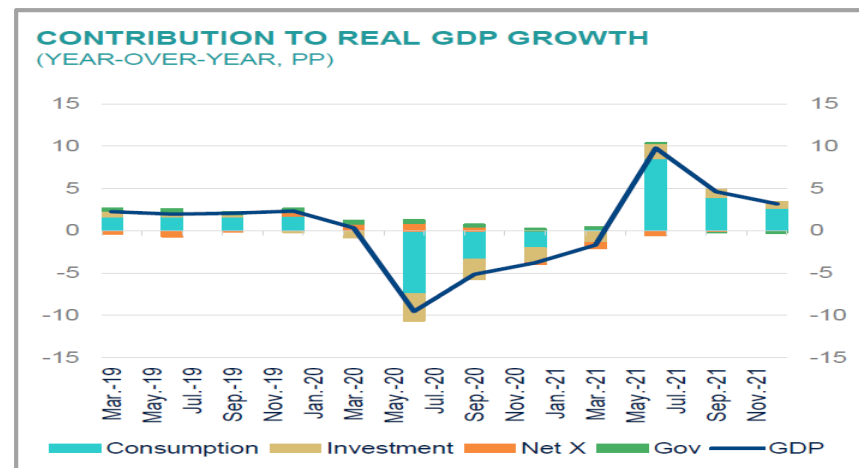
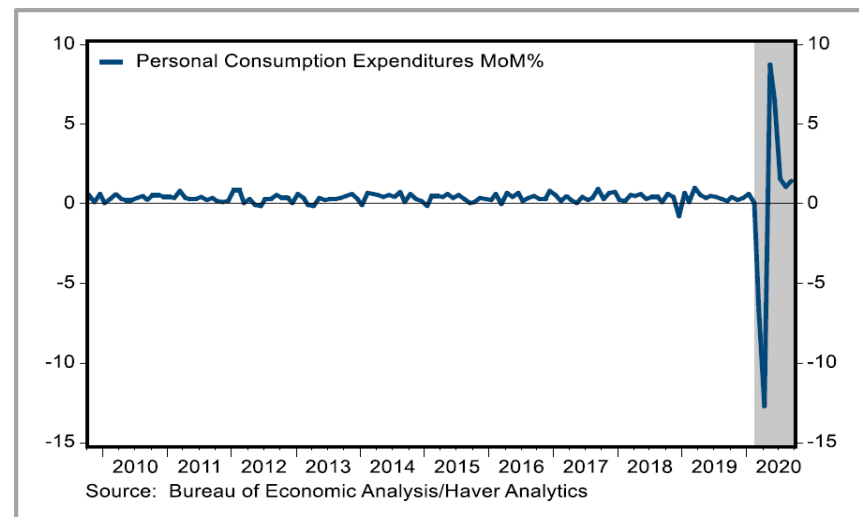
As October closes it is difficult to not cheer. A resurgence of coronavirus infections and a failed attempt to settle on the much needed next stimulus package during a highly contentious election season weighed heavily on investors worldwide.

Due to record high insolvencies and debt defaults which rival the 2009 levels, national debts around the world have risen dramatically. Switzerland's debt to GDP is 48.8% and France and the UK are 118.7% and 108% respectively. Globally, S&P Global projects a jump to 265% this year! Not only is Covid staying around for awhile but the resulting debt will remain probably for decades.

The pandemic and the election surely add noise to the short-term outlook but medium term prospects are definitely improving. The indices are all up on:

- Consumer spending,
- Personal income
- Personal, goods and services consumption
- Gross private investment
- Non-residential investment

GDP rose a record 33.1% in the third quarter. With this kind of momentum, deflation risks are surely giving way to potential upside in the medium term. But, this does follow a record drop in the second quarter which reflects a major jump from the non-activity of Q2. It will all come down to the virus as #1 risk. Resurgence of the virus could put the GDP on a very volatile quarterly risk path. Without the new stimulus package GDP could fall back. Consumers riding this tide will continue to move from savings to immediate consumption mode again.



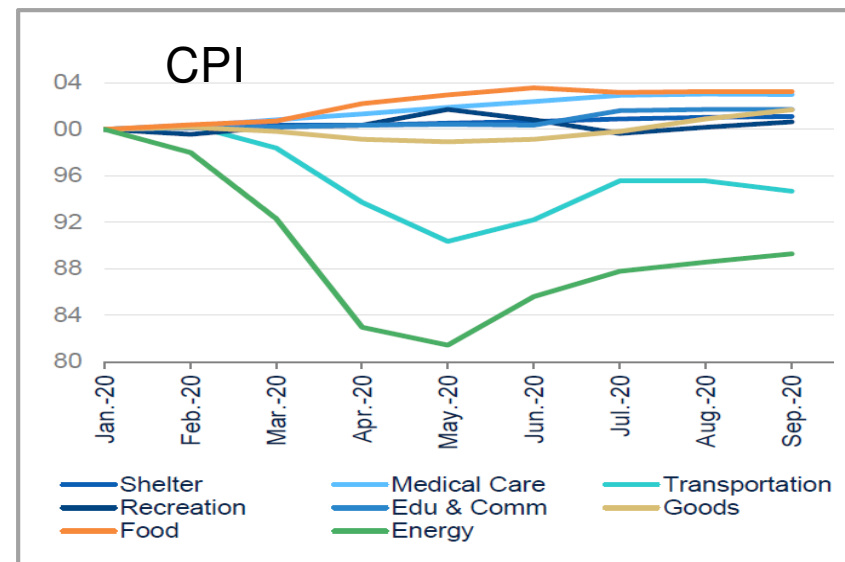
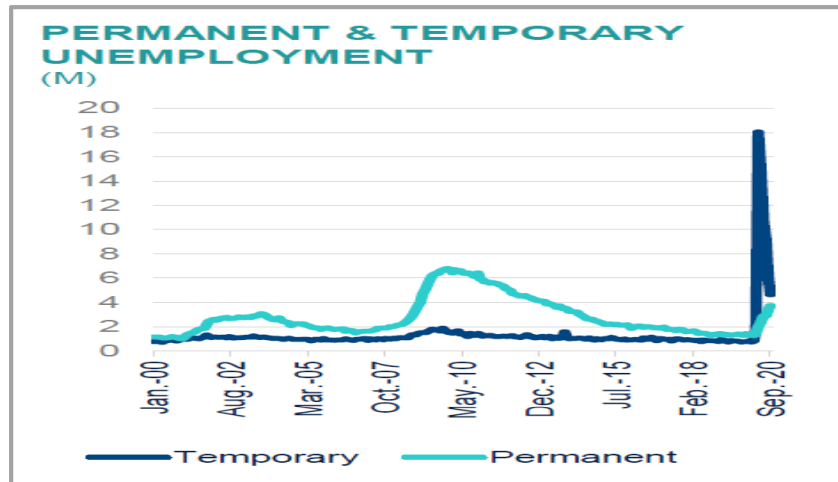
Financial Tensions Remain

Financial tensions are broadly stable – at least temporarily – around the world but certainly have not disappeared. Tied to this are major domestic conflicts both here in the US and in several hot spots.

The contentious nature of negotiations on the next stimulus program was a major drag on not only people in need of relief but on all the markets. Again another *will they- won't they politically motivated delay* in Washington.

The epidemiological context and the geopolitical tensions worldwide are fueling a global risk aversion. This drives volatility on news blips in the markets as well as a general investor goal of safety and short term investments – which of course lower our US rates. This will undoubtedly calm slightly when a vaccine or treatment is achieved but there is no real timeline for that occurrence.

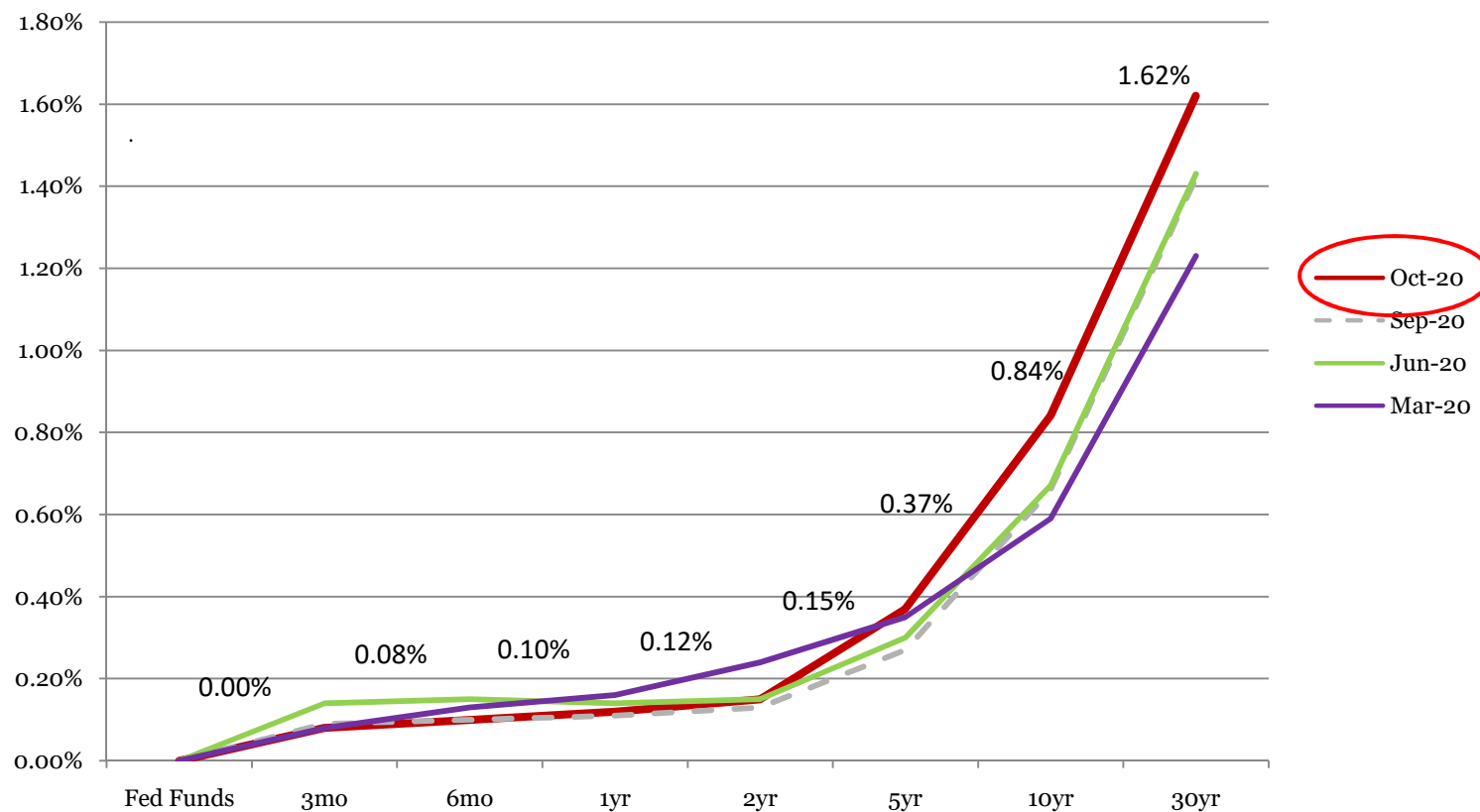
What may also change is the job situation. Workers may have to adjust to a new pandemic reality which could bring a rise in permanent unemployment. There is tremendous ground to recapture on jobs even though continuing jobless claims are trending down. Jobless claims appear to be staying below 1 million on a weekly basis and the participation rate on jobs has been rising. However, as business adapts to at-home work and service jobs continue to evolve as business automates, this lessened need for jobs may be more than a temporary change.





Range Bound

- The curve continues to fight the virus and during October the upcoming election drove investors to safety. The long end of the curve rose slightly but the short and medium terms sank.
- Market fears and volatility have caused Treasury and agency rates to remain at the lower (dismal) levels seen for the last eight months.
- The Fed has stated its intention to stay at 0.0% Fed Funds through 2022.
- The absence of agreement on the next stimulus package remains a major drag on all markets.



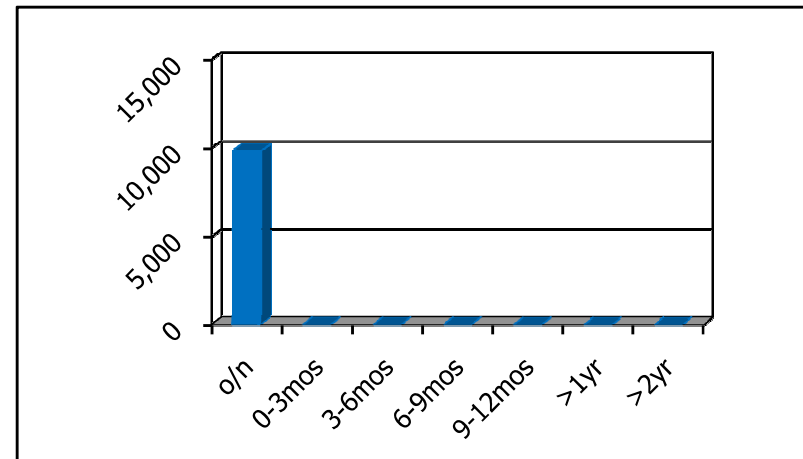
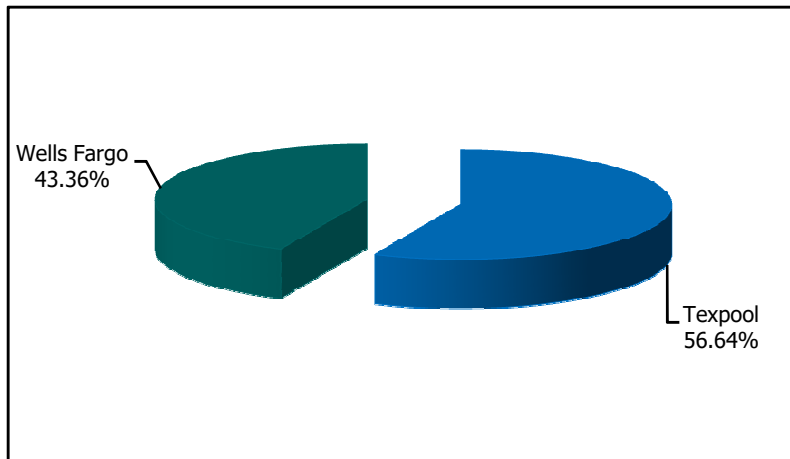
End of Month Rates - Full Yield Curve – Fed Funds to 30yr

Your Portfolio

As of October 31, 2020



- P&A constantly reviews your portfolio for optimal asset allocation and a controlled average maturity because a diversified portfolio can better adjust to volatile market conditions. These are unusual times and where extensions can be made it is important to make them for any value in the markets.
- The graphs below show asset allocations by market sector and by maturity in your portfolio. Liquidity will not be attractive but as the curve flattens it also is sometimes the only sector available as year end expenditures loom. Our expectation is of continuing low rates but we will attempt to find value in all authorized sectors to capture yield available.
- Hopefully Fed actions will return us to some normalcy and a vaccine will be found. This is what we are watching for and acting on.





Travis Central Appraisal Dist.
Portfolio Management
Portfolio Summary
October 31, 2020

Patterson & Associates
901 S. MoPac
Suite 195
Austin, TX 78746

Investments	Par Value	Market Value	Book Value	% of Portfolio	Term	Days to Maturity	YTM 365 Equiv.
Texpool/Texpool Prime	5,565,197.98	5,565,197.98	5,565,197.98	56.64	1	1	0.192
Wells Fargo Bank	4,259,900.72	4,259,900.72	4,259,900.72	43.36	1	1	0.016
	9,825,098.70	9,825,098.70	9,825,098.70	100.00%	1	1	0.115
Investments							

Total Earnings	October 31	Month Ending	Fiscal Year To Date
Current Year		968.88	75,044.98

The following reports are submitted in accordance with the Public Funds Investment Act (Texas Gov't Code 2256). The reports also offer supplemental information not required by the Act in order to fully inform the governing body of the Travis Central Appraisal District of the position and activity within the District's portfolio of investment. The reports include a management summary overview, a detailed inventory report for the end of the period, a transaction report, as well as graphic representations of the portfolio to provide full disclosure to the governing body.

Leana Mann, Director of Operations



Travis Central Appraisal Dist.
Summary by Type
October 31, 2020
Grouped by Fund

Patterson & Associates
901 S. MoPac
Suite 195
Austin, TX 78746
-

Security Type	Number of Investments	Par Value	Book Value	% of Portfolio	Average YTM 365	Average Days to Maturity
Fund: 850 EAL Holding Corp.						
Wells Fargo Bank	1	5,012.20	5,012.20	0.05	0.160	1
Subtotal	1	5,012.20	5,012.20	0.05	0.160	1
Fund: General Fund						
Texpool/Texpool Prime	2	5,565,197.98	5,565,197.98	56.64	0.192	1
Wells Fargo Bank	4	4,254,888.52	4,254,888.52	43.31	0.016	1
Subtotal	6	9,820,086.50	9,820,086.50	99.95	0.115	1
Total and Average	7	9,825,098.70	9,825,098.70	100.00	0.115	1



Travis Central Appraisal Dist.
Fund 850 - 850 EAL Holding Corp.
Investments by Fund
October 31, 2020

Patterson & Associates
901 S. MoPac
Suite 195
Austin, TX 78746
-

CUSIP	Investment #	Issuer	Purchase Date	Book Value	Par Value	Market Value	Current Rate	YTM 360	YTM 365	Maturity Days To Date Maturity
Wells Fargo Bank										
61442	10006	Wells Fargo Choice IV Comm Ckg	01/01/2020	5,012.20	5,012.20	5,012.20	0.160	0.157	0.160	1
Subtotal and Average				5,012.20	5,012.20	5,012.20		0.158	0.160	1
Total Investments and Average				5,012.20	5,012.20	5,012.20		0.158	0.160	1

Fund GEN - General Fund
Investments by Fund
October 31, 2020

Page 2

CUSIP	Investment #	Issuer	Purchase Date	Book Value	Par Value	Market Value	Current Rate	YTM 360	YTM 365	Maturity Days To Date Maturity
Texpool/Texpool Prime										
900001	10000	Texpool	10/01/2019	2,145,710.04	2,145,710.04	2,145,710.04	0.134	0.131	0.133	1
900001A	10001	Texpool Prime	10/01/2019	3,419,487.94	3,419,487.94	3,419,487.94	0.228	0.224	0.228	1
Subtotal and Average				5,565,197.98	5,565,197.98	5,565,197.98		0.189	0.192	1
Wells Fargo Bank										
90401	10003	Wells Fargo Analyzed Bus Chkg+	10/01/2019	155,782.56	155,782.56	155,782.56	0.160	0.157	0.160	1
88469	10004	Wells Fargo Analyzed Bus Chkg+	10/01/2019	501.04	501.04	501.04	0.160	0.157	0.160	1
88477	10005	Wells Fargo Commercial Chkg PF	10/01/2019	0.00	0.00	0.00				1
8477	10002	Wells Fargo Stagecoach Sweep	10/01/2019	4,098,604.92	4,098,604.92	4,098,604.92	0.010	0.009	0.010	1
Subtotal and Average				4,254,888.52	4,254,888.52	4,254,888.52		0.015	0.016	1
Total Investments and Average				9,820,086.50	9,820,086.50	9,820,086.50		0.114	0.115	1



Travis Central Appraisal Dist.
Interest Earnings
Sorted by Fund - Fund
October 1, 2020 - October 31, 2020
Yield on Average Book Value

Patterson & Associates
901 S. MoPac
Suite 195
Austin, TX 78746
-

CUSIP	Investment #	Fund	Security Type	Ending Par Value	Beginning Book Value	Average Book Value	Maturity Date	Current Rate	Adjusted Interest Earnings			
									Annualized Yield	Interest Earned	Amortization/ Accretion	Adjusted Interest Earnings
Fund: 850 EAL Holding Corp.												
61442	10006	850	RR2	5,012.20	5,011.52	5,011.56		0.160	0.160	0.68	0.00	0.68
			Subtotal	5,012.20	5,011.52	5,011.56			0.160	0.68	0.00	0.68
Fund: General Fund												
900001	10000	GEN	RRP	2,145,710.04	2,145,466.88	2,145,482.57		0.134	0.133	243.16	0.00	243.16
900001A	10001	GEN	RRP	3,419,487.94	3,418,825.67	3,418,868.40		0.228	0.228	662.27	0.00	662.27
8477	10002	GEN	RR2	4,098,604.92	3,564,644.73	4,903,927.56		0.010	0.010	41.58	0.00	41.58
90401	10003	GEN	RR2	155,782.56	153,237.14	155,482.36		0.160	0.160	21.13	0.00	21.13
88469	10004	GEN	RR2	501.04	500.98	500.98		0.160	0.141	0.06	0.00	0.06
			Subtotal	9,820,086.50	9,282,675.40	10,624,261.87			0.107	968.20	0.00	968.20
			Total	9,825,098.70	9,287,686.92	10,629,273.43			0.107	968.88	0.00	968.88

Travis Central Appraisal District

Budget-to-Actual

01 - ARB

From 1/1/2020 Through 8/31/2020

	Budgeted Amount- Total Budget	Budgeted Amount- YTD	Actual	Variance with Final Budget (Over) Under	Percent of Total Budget Remaining
Expenditures					
Payroll Costs					
Salaries	1,172,175.00	781,450.00	467,222.96	314,227.04	60.14%
Total Payroll Costs	1,172,175.00	781,450.00	467,222.96	314,227.04	60.14%
Supplies					
Operating Supplies	750.00	500.00	2,546.93	(2,046.93)	(239.59)%
Books/Publ/Subs/Data Bases	900.00	600.00	12.76	587.24	98.58%
Total Supplies	1,650.00	1,100.00	2,559.69	(1,459.69)	(55.13)%
Services					
Training & Education	7,500.00	5,000.00	7,350.00	(2,350.00)	2.00%
Attorney & Court Costs	20,000.00	13,333.36	14,182.00	(848.64)	29.09%
Total Services	27,500.00	18,333.36	21,532.00	(3,198.64)	21.70%
Total Expenditures	1,201,325.00	800,883.36	491,314.65	309,568.71	59.10%
Excess (Deficiency) of Revenues over (Under) Expenditures	(1,201,325.00)	(800,883.36)	(491,314.65)	309,568.71	(59.10)%

Travis Central Appraisal District
Standard General Ledger
From 8/1/2020 Through 8/31/2020

Account Code	Account Title	Effective Date	Document Description	Transaction Description	Debit	Credit
40101	Salaries			Current Balance	246,762.96	
		8/7/2020	ARB Payroll PPE 07.31.20 (0 days @ \$160/day)	ARB Payroll PPE 07.31.20 (0 days @ \$160/day)	40.00	
		8/7/2020	ARB Payroll PPE 07.31.20 (0 days @ \$170/day)	ARB Payroll PPE 07.31.20 (0 days @ \$170/day)	80.00	
		8/7/2020	ARB Payroll PPE 07.31.20 (0 days @ \$180/day)	ARB Payroll PPE 07.31.20 (0 days @ \$180/day)	40.00	
		8/7/2020	ARB Payroll PPE 07.31.20 (0.5 days @ \$150/day)	ARB Payroll PPE 07.31.20 (0.5 days @ \$150/day)	265.00	
		8/7/2020	ARB Payroll PPE 07.31.20 (0.5 days @ \$160/day)	ARB Payroll PPE 07.31.20 (0.5 days @ \$160/day)	80.00	
		8/7/2020	ARB Payroll PPE 07.31.20 (0.5 days @ \$170/day)	ARB Payroll PPE 07.31.20 (0.5 days @ \$170/day)	125.00	
		8/7/2020	ARB Payroll PPE 07.31.20 (0.5 days @ \$190/day)	ARB Payroll PPE 07.31.20 (0.5 days @ \$190/day)	135.00	
		8/7/2020	ARB Payroll PPE 07.31.20 (1 days @ \$160/day)	ARB Payroll PPE 07.31.20 (1 days @ \$160/day)	160.00	
		8/7/2020	ARB Payroll PPE 07.31.20 (1 days @ \$170/day)	ARB Payroll PPE 07.31.20 (1 days @ \$170/day)	170.00	
		8/7/2020	ARB Payroll PPE 07.31.20 (1.5 days @ \$160/day)	ARB Payroll PPE 07.31.20 (1.5 days @ \$160/day)	280.00	
		8/7/2020	ARB Payroll PPE 07.31.20 (10 days @ \$150/day)	ARB Payroll PPE 07.31.20 (10 days @ \$150/day)	6,080.00	
		8/7/2020	ARB Payroll PPE 07.31.20 (10 days @ \$160/day)	ARB Payroll PPE 07.31.20 (10 days @ \$160/day)	11,400.00	
		8/7/2020	ARB Payroll PPE 07.31.20 (10 days @ \$170/day)	ARB Payroll PPE 07.31.20 (10 days @ \$170/day)	1,740.00	
		8/7/2020	ARB Payroll PPE 07.31.20 (10 days @ \$190/day)	ARB Payroll PPE 07.31.20 (10 days @ \$190/day)	1,940.00	
		8/7/2020	ARB Payroll PPE 07.31.20 (10 days @ \$200/day)	ARB Payroll PPE 07.31.20 (10 days @ \$200/day)	2,040.00	
		8/7/2020	ARB Payroll PPE 07.31.20 (10 days @ \$225/day)	ARB Payroll PPE 07.31.20 (10 days @ \$225/day)	2,250.00	
		8/7/2020	ARB Payroll PPE 07.31.20 (11 days @ \$160/day)	ARB Payroll PPE 07.31.20 (11 days @ \$160/day)	3,520.00	
		8/7/2020	ARB Payroll PPE 07.31.20 (11 days @ \$170/day)	ARB Payroll PPE 07.31.20 (11 days @ \$170/day)	3,740.00	
		8/7/2020	ARB Payroll PPE 07.31.20 (11 days @ \$200/day)	ARB Payroll PPE 07.31.20 (11 days @ \$200/day)	4,400.00	

Travis Central Appraisal District
Standard General Ledger
From 8/1/2020 Through 8/31/2020

<u>Account Code</u>	<u>Account Title</u>	<u>Effective Date</u>	<u>Document Description</u>	<u>Transaction Description</u>	<u>Debit</u>	<u>Credit</u>
		8/7/2020	ARB Payroll PPE 07.31.20 (11 days @ \$225/day)	ARB Payroll PPE 07.31.20 (11 days @ \$225/day)	2,475.00	
		8/7/2020	ARB Payroll PPE 07.31.20 (11 days @ \$275/day)	ARB Payroll PPE 07.31.20 (11 days @ \$275/day)	3,025.00	
		8/7/2020	ARB Payroll PPE 07.31.20 (2 days @ \$150/day)	ARB Payroll PPE 07.31.20 (2 days @ \$150/day)	300.00	
		8/7/2020	ARB Payroll PPE 07.31.20 (3.5 days @ \$160/day)	ARB Payroll PPE 07.31.20 (3.5 days @ \$160/day)	560.00	
		8/7/2020	ARB Payroll PPE 07.31.20 (4 days @ \$150/day)	ARB Payroll PPE 07.31.20 (4 days @ \$150/day)	600.00	
		8/7/2020	ARB Payroll PPE 07.31.20 (4 days @ \$160/day)	ARB Payroll PPE 07.31.20 (4 days @ \$160/day)	640.00	
		8/7/2020	ARB Payroll PPE 07.31.20 (4 days @ \$180/day)	ARB Payroll PPE 07.31.20 (4 days @ \$180/day)	760.00	
		8/7/2020	ARB Payroll PPE 07.31.20 (4.5 days @ \$160/day)	ARB Payroll PPE 07.31.20 (4.5 days @ \$160/day)	1,520.00	
		8/7/2020	ARB Payroll PPE 07.31.20 (4.5 days @ \$170/day)	ARB Payroll PPE 07.31.20 (4.5 days @ \$170/day)	805.00	
		8/7/2020	ARB Payroll PPE 07.31.20 (5 days @ \$150/day)	ARB Payroll PPE 07.31.20 (5 days @ \$150/day)	750.00	
		8/7/2020	ARB Payroll PPE 07.31.20 (5 days @ \$160/day)	ARB Payroll PPE 07.31.20 (5 days @ \$160/day)	840.00	
		8/7/2020	ARB Payroll PPE 07.31.20 (5 days @ \$170/day)	ARB Payroll PPE 07.31.20 (5 days @ \$170/day)	850.00	
		8/7/2020	ARB Payroll PPE 07.31.20 (5.5 days @ \$160/day)	ARB Payroll PPE 07.31.20 (5.5 days @ \$160/day)	880.00	
		8/7/2020	ARB Payroll PPE 07.31.20 (5.5 days @ \$190/day)	ARB Payroll PPE 07.31.20 (5.5 days @ \$190/day)	1,085.00	
		8/7/2020	ARB Payroll PPE 07.31.20 (6.5 days @ \$150/day)	ARB Payroll PPE 07.31.20 (6.5 days @ \$150/day)	1,015.00	
		8/7/2020	ARB Payroll PPE 07.31.20 (7 days @ \$150/day)	ARB Payroll PPE 07.31.20 (7 days @ \$150/day)	3,230.00	
		8/7/2020	ARB Payroll PPE 07.31.20 (7 days @ \$160/day)	ARB Payroll PPE 07.31.20 (7 days @ \$160/day)	2,280.00	
		8/7/2020	ARB Payroll PPE 07.31.20 (7 days @ \$170/day)	ARB Payroll PPE 07.31.20 (7 days @ \$170/day)	1,230.00	
		8/7/2020	ARB Payroll PPE 07.31.20 (7 days @ \$190/day)	ARB Payroll PPE 07.31.20 (7 days @ \$190/day)	1,370.00	
		8/7/2020	ARB Payroll PPE 07.31.20 (7 days @ \$200/day)	ARB Payroll PPE 07.31.20 (7 days @ \$200/day)	1,440.00	

Travis Central Appraisal District
Standard General Ledger
From 8/1/2020 Through 8/31/2020

<u>Account Code</u>	<u>Account Title</u>	<u>Effective Date</u>	<u>Document Description</u>	<u>Transaction Description</u>	<u>Debit</u>	<u>Credit</u>
		8/7/2020	ARB Payroll PPE 07.31.20 (7.5 days @ \$150/day)	ARB Payroll PPE 07.31.20 (7.5 days @ \$150/day)	3,455.00	
		8/7/2020	ARB Payroll PPE 07.31.20 (7.5 days @ \$160/day)	ARB Payroll PPE 07.31.20 (7.5 days @ \$160/day)	3,640.00	
		8/7/2020	ARB Payroll PPE 07.31.20 (8 days @ \$150/day)	ARB Payroll PPE 07.31.20 (8 days @ \$150/day)	1,200.00	
		8/7/2020	ARB Payroll PPE 07.31.20 (8 days @ \$160/day)	ARB Payroll PPE 07.31.20 (8 days @ \$160/day)	9,080.00	
		8/7/2020	ARB Payroll PPE 07.31.20 (8 days @ \$170/day)	ARB Payroll PPE 07.31.20 (8 days @ \$170/day)	1,360.00	
		8/7/2020	ARB Payroll PPE 07.31.20 (8 days @ \$180/day)	ARB Payroll PPE 07.31.20 (8 days @ \$180/day)	2,960.00	
		8/7/2020	ARB Payroll PPE 07.31.20 (8.5 days @ \$150/day)	ARB Payroll PPE 07.31.20 (8.5 days @ \$150/day)	3,905.00	
		8/7/2020	ARB Payroll PPE 07.31.20 (8.5 days @ \$160/day)	ARB Payroll PPE 07.31.20 (8.5 days @ \$160/day)	6,960.00	
		8/7/2020	ARB Payroll PPE 07.31.20 (8.5 days @ \$170/day)	ARB Payroll PPE 07.31.20 (8.5 days @ \$170/day)	2,970.00	
		8/7/2020	ARB Payroll PPE 07.31.20 (8.5 days @ \$180/day)	ARB Payroll PPE 07.31.20 (8.5 days @ \$180/day)	1,570.00	
		8/7/2020	ARB Payroll PPE 07.31.20 (8.5 days @ \$200/day)	ARB Payroll PPE 07.31.20 (8.5 days @ \$200/day)	1,740.00	
		8/7/2020	ARB Payroll PPE 07.31.20 (9 days @ \$150/day)	ARB Payroll PPE 07.31.20 (9 days @ \$150/day)	2,740.00	
		8/7/2020	ARB Payroll PPE 07.31.20 (9 days @ \$160/day)	ARB Payroll PPE 07.31.20 (9 days @ \$160/day)	7,360.00	
		8/7/2020	ARB Payroll PPE 07.31.20 (9.5 days @ \$150/day)	ARB Payroll PPE 07.31.20 (9.5 days @ \$150/day)	1,425.00	
		8/7/2020	ARB Payroll PPE 07.31.20 (9.5 days @ \$160/day)	ARB Payroll PPE 07.31.20 (9.5 days @ \$160/day)	3,080.00	
		8/7/2020	ARB Payroll PPE 07.31.20 (9.5 days @ \$200/day)	ARB Payroll PPE 07.31.20 (9.5 days @ \$200/day)	1,940.00	
		8/21/2020	ARB Payroll PPE 08.14.20 (0.5 days @ \$150/day)	ARB Payroll PPE 08.14.20 (0.5 days @ \$150/day)	75.00	
		8/21/2020	ARB Payroll PPE 08.14.20 (0.5 days @ \$190/day)	ARB Payroll PPE 08.14.20 (0.5 days @ \$190/day)	95.00	
		8/21/2020	ARB Payroll PPE 08.14.20 (1 days @ \$160/day)	ARB Payroll PPE 08.14.20 (1 days @ \$160/day)	160.00	
		8/21/2020	ARB Payroll PPE 08.14.20 (1 days @ \$170/day)	ARB Payroll PPE 08.14.20 (1 days @ \$170/day)	170.00	

Travis Central Appraisal District
Standard General Ledger
From 8/1/2020 Through 8/31/2020

<u>Account Code</u>	<u>Account Title</u>	<u>Effective Date</u>	<u>Document Description</u>	<u>Transaction Description</u>	<u>Debit</u>	<u>Credit</u>
		8/21/2020	ARB Payroll PPE 08.14.20 (1.5 days @ \$160/day)	ARB Payroll PPE 08.14.20 (1.5 days @ \$160/day)	240.00	
		8/21/2020	ARB Payroll PPE 08.14.20 (10 days @ \$225/day)	ARB Payroll PPE 08.14.20 (10 days @ \$225/day)	2,250.00	
		8/21/2020	ARB Payroll PPE 08.14.20 (10 days @ \$275/day)	ARB Payroll PPE 08.14.20 (10 days @ \$275/day)	2,750.00	
		8/21/2020	ARB Payroll PPE 08.14.20 (2 days @ \$160/day)	ARB Payroll PPE 08.14.20 (2 days @ \$160/day)	320.00	
		8/21/2020	ARB Payroll PPE 08.14.20 (2.5 days @ \$160/day)	ARB Payroll PPE 08.14.20 (2.5 days @ \$160/day)	400.00	
		8/21/2020	ARB Payroll PPE 08.14.20 (3 days @ \$150/day)	ARB Payroll PPE 08.14.20 (3 days @ \$150/day)	900.00	
		8/21/2020	ARB Payroll PPE 08.14.20 (3 days @ \$160/day)	ARB Payroll PPE 08.14.20 (3 days @ \$160/day)	480.00	
		8/21/2020	ARB Payroll PPE 08.14.20 (3 days @ \$170/day)	ARB Payroll PPE 08.14.20 (3 days @ \$170/day)	510.00	
		8/21/2020	ARB Payroll PPE 08.14.20 (4 days @ \$150/day)	ARB Payroll PPE 08.14.20 (4 days @ \$150/day)	1,200.00	
		8/21/2020	ARB Payroll PPE 08.14.20 (4 days @ \$160/day)	ARB Payroll PPE 08.14.20 (4 days @ \$160/day)	640.00	
		8/21/2020	ARB Payroll PPE 08.14.20 (4 days @ \$190/day)	ARB Payroll PPE 08.14.20 (4 days @ \$190/day)	760.00	
		8/21/2020	ARB Payroll PPE 08.14.20 (4.5 days @ \$150/day)	ARB Payroll PPE 08.14.20 (4.5 days @ \$150/day)	675.00	
		8/21/2020	ARB Payroll PPE 08.14.20 (4.5 days @ \$160/day)	ARB Payroll PPE 08.14.20 (4.5 days @ \$160/day)	1,440.00	
		8/21/2020	ARB Payroll PPE 08.14.20 (5 days @ \$150/day)	ARB Payroll PPE 08.14.20 (5 days @ \$150/day)	750.00	
		8/21/2020	ARB Payroll PPE 08.14.20 (5 days @ \$160/day)	ARB Payroll PPE 08.14.20 (5 days @ \$160/day)	3,200.00	
		8/21/2020	ARB Payroll PPE 08.14.20 (5.5 days @ \$150/day)	ARB Payroll PPE 08.14.20 (5.5 days @ \$150/day)	1,650.00	
		8/21/2020	ARB Payroll PPE 08.14.20 (5.5 days @ \$190/day)	ARB Payroll PPE 08.14.20 (5.5 days @ \$190/day)	1,045.00	
		8/21/2020	ARB Payroll PPE 08.14.20 (6 days @ \$180/day)	ARB Payroll PPE 08.14.20 (6 days @ \$180/day)	1,080.00	
		8/21/2020	ARB Payroll PPE 08.14.20 (6.5 days @ \$160/day)	ARB Payroll PPE 08.14.20 (6.5 days @ \$160/day)	1,040.00	
		8/21/2020	ARB Payroll PPE 08.14.20 (6.5 days @ \$170/day)	ARB Payroll PPE 08.14.20 (6.5 days @ \$170/day)	1,105.00	

Travis Central Appraisal District
Standard General Ledger
From 8/1/2020 Through 8/31/2020

<u>Account Code</u>	<u>Account Title</u>	<u>Effective Date</u>	<u>Document Description</u>	<u>Transaction Description</u>	<u>Debit</u>	<u>Credit</u>
		8/21/2020	ARB Payroll PPE 08.14.20 (7 days @ \$150/day)	ARB Payroll PPE 08.14.20 (7 days @ \$150/day)	2,100.00	
		8/21/2020	ARB Payroll PPE 08.14.20 (7 days @ \$160/day)	ARB Payroll PPE 08.14.20 (7 days @ \$160/day)	4,480.00	
		8/21/2020	ARB Payroll PPE 08.14.20 (7 days @ \$170/day)	ARB Payroll PPE 08.14.20 (7 days @ \$170/day)	3,570.00	
		8/21/2020	ARB Payroll PPE 08.14.20 (7.5 days @ \$150/day)	ARB Payroll PPE 08.14.20 (7.5 days @ \$150/day)	3,375.00	
		8/21/2020	ARB Payroll PPE 08.14.20 (7.5 days @ \$160/day)	ARB Payroll PPE 08.14.20 (7.5 days @ \$160/day)	1,200.00	
		8/21/2020	ARB Payroll PPE 08.14.20 (7.5 days @ \$190/day)	ARB Payroll PPE 08.14.20 (7.5 days @ \$190/day)	1,425.00	
		8/21/2020	ARB Payroll PPE 08.14.20 (8 days @ \$160/day)	ARB Payroll PPE 08.14.20 (8 days @ \$160/day)	2,560.00	
		8/21/2020	ARB Payroll PPE 08.14.20 (8 days @ \$170/day)	ARB Payroll PPE 08.14.20 (8 days @ \$170/day)	2,720.00	
		8/21/2020	ARB Payroll PPE 08.14.20 (8 days @ \$180/day)	ARB Payroll PPE 08.14.20 (8 days @ \$180/day)	1,440.00	
		8/21/2020	ARB Payroll PPE 08.14.20 (8 days @ \$200/day)	ARB Payroll PPE 08.14.20 (8 days @ \$200/day)	3,200.00	
		8/21/2020	ARB Payroll PPE 08.14.20 (8.5 days @ \$150/day)	ARB Payroll PPE 08.14.20 (8.5 days @ \$150/day)	2,550.00	
		8/21/2020	ARB Payroll PPE 08.14.20 (8.5 days @ \$160/day)	ARB Payroll PPE 08.14.20 (8.5 days @ \$160/day)	6,800.00	
		8/21/2020	ARB Payroll PPE 08.14.20 (8.5 days @ \$180/day)	ARB Payroll PPE 08.14.20 (8.5 days @ \$180/day)	1,530.00	
		8/21/2020	ARB Payroll PPE 08.14.20 (8.5 days @ \$200/day)	ARB Payroll PPE 08.14.20 (8.5 days @ \$200/day)	1,700.00	
		8/21/2020	ARB Payroll PPE 08.14.20 (9 days @ \$150/day)	ARB Payroll PPE 08.14.20 (9 days @ \$150/day)	5,400.00	
		8/21/2020	ARB Payroll PPE 08.14.20 (9 days @ \$160/day)	ARB Payroll PPE 08.14.20 (9 days @ \$160/day)	17,280.00	
		8/21/2020	ARB Payroll PPE 08.14.20 (9 days @ \$170/day)	ARB Payroll PPE 08.14.20 (9 days @ \$170/day)	3,060.00	
		8/21/2020	ARB Payroll PPE 08.14.20 (9 days @ \$180/day)	ARB Payroll PPE 08.14.20 (9 days @ \$180/day)	1,620.00	
		8/21/2020	ARB Payroll PPE 08.14.20 (9 days @ \$200/day)	ARB Payroll PPE 08.14.20 (9 days @ \$200/day)	3,600.00	
		8/21/2020	ARB Payroll PPE 08.14.20 (9 days @ \$225/day)	ARB Payroll PPE 08.14.20 (9 days @ \$225/day)	2,025.00	

Travis Central Appraisal District
Standard General Ledger
From 8/1/2020 Through 8/31/2020

Account Code	Account Title	Effective Date	Document Description	Transaction Description	Debit	Credit
		8/21/2020	ARB Payroll PPE 08.14.20 (9.5 days @ \$150/day)	ARB Payroll PPE 08.14.20 (9.5 days @ \$150/day)	1,425.00	
		8/21/2020	ARB Payroll PPE 08.14.20 (9.5 days @ \$160/day)	ARB Payroll PPE 08.14.20 (9.5 days @ \$160/day)	3,040.00	
		8/21/2020	ARB Payroll PPE 08.14.20 (9.5 days @ \$200/day)	ARB Payroll PPE 08.14.20 (9.5 days @ \$200/day)	1,900.00	
				Period Totals	220,460.00	0.00
				Subtotal 8/2020	467,222.96	
				Transaction Total	220,460.00	0.00
Balance 40101	Salaries				467,222.96	
40220	Operating Supplies			Current Balance	2,086.93	
		8/28/2020	ARB Note Pads (Qty: 200)	ARB Note Pads (Qty: 200)	460.00	
				Period Totals	460.00	0.00
				Subtotal 8/2020	2,546.93	
				Transaction Total	460.00	0.00
Balance 40220	Operating Supplies				2,546.93	
40231	Books, Publications, Subscriptions & Databases			Current Balance	12.76	
40330	Education & Training			Current Balance	7,350.00	
40510	Legal & Attorney			Current Balance	12,247.00	
		8/24/2020	ARB Attorney Fees- March 2020	ARB Attorney Fees- March 2020	1,935.00	
				Period Totals	1,935.00	0.00

Travis Central Appraisal District
 Standard General Ledger
 From 8/1/2020 Through 8/31/2020

<u>Account Code</u>	<u>Account Title</u>	<u>Effective Date</u>	<u>Document Description</u>	<u>Transaction Description</u>	<u>Debit</u>	<u>Credit</u>
				Subtotal 8/2020	14,182.00	
				Transaction Total	1,935.00	0.00
Balance 40510	Legal & Attorney				14,182.00	
Report Opening/Current Balance					268,459.65	0.00
Report Transaction Totals					222,855.00	0.00
Report Current Balances					491,314.65	0.00
Report Difference					491,314.65	

Travis Central Appraisal District

Budget-to-Actual

01 - ARB

From 1/1/2020 Through 9/30/2020

	Budgeted Amount- Total Budget	Budgeted Amount- YTD	Actual	Variance with Final Budget (Over) Under	Percent of Total Budget Remaining
Expenditures					
Payroll Costs					
Salaries	1,172,175.00	879,131.25	828,152.96	50,978.29	29.35%
Total Payroll Costs	1,172,175.00	879,131.25	828,152.96	50,978.29	29.35%
Supplies					
Operating Supplies	750.00	562.50	2,546.93	(1,984.43)	(239.59)%
Books/Publ/Subs/Data Bases	900.00	675.00	12.76	662.24	98.58%
Total Supplies	1,650.00	1,237.50	2,559.69	(1,322.19)	(55.13)%
Services					
Training & Education	7,500.00	5,625.00	7,350.00	(1,725.00)	2.00%
Attorney & Court Costs	20,000.00	15,000.03	14,182.00	818.03	29.09%
Total Services	27,500.00	20,625.03	21,532.00	(906.97)	21.70%
Total Expenditures	1,201,325.00	900,993.78	852,244.65	48,749.13	29.06%
Excess (Deficiency) of Revenues over (Under) Expenditures	(1,201,325.00)	(900,993.78)	(852,244.65)	48,749.13	(29.06)%

Travis Central Appraisal District
Standard General Ledger
From 9/1/2020 Through 9/30/2020

Account Code	Account Title	Effective Date	Document Description	Transaction Description	Debit	Credit
40101	Salaries			Current Balance	467,222.96	
		9/3/2020	Reimbursement of Expenditures for Former ARB Chair- Approved by BOD 09.03.20	Reimbursement of Expenditures for Former ARB Chair- Approved by BOD 09.03.20	2,475.00	
		9/4/2020	ARB Payroll PPE 08.28.20 (0 days @ \$150/day)	ARB Payroll PPE 08.28.20 (0 days @ \$150/day)	40.00	
		9/4/2020	ARB Payroll PPE 08.28.20 (10 days @ \$150/day)	ARB Payroll PPE 08.28.20 (10 days @ \$150/day)	15,000.00	
		9/4/2020	ARB Payroll PPE 08.28.20 (10 days @ \$160/day)	ARB Payroll PPE 08.28.20 (10 days @ \$160/day)	17,600.00	
		9/4/2020	ARB Payroll PPE 08.28.20 (10 days @ \$170/day)	ARB Payroll PPE 08.28.20 (10 days @ \$170/day)	5,100.00	
		9/4/2020	ARB Payroll PPE 08.28.20 (10 days @ \$180/day)	ARB Payroll PPE 08.28.20 (10 days @ \$180/day)	1,800.00	
		9/4/2020	ARB Payroll PPE 08.28.20 (10 days @ \$200/day)	ARB Payroll PPE 08.28.20 (10 days @ \$200/day)	6,000.00	
		9/4/2020	ARB Payroll PPE 08.28.20 (10 days @ \$225/day)	ARB Payroll PPE 08.28.20 (10 days @ \$225/day)	2,250.00	
		9/4/2020	ARB Payroll PPE 08.28.20 (10.5 days @ \$150/day)	ARB Payroll PPE 08.28.20 (10.5 days @ \$150/day)	3,150.00	
		9/4/2020	ARB Payroll PPE 08.28.20 (10.5 days @ \$160/day)	ARB Payroll PPE 08.28.20 (10.5 days @ \$160/day)	1,680.00	
		9/4/2020	ARB Payroll PPE 08.28.20 (10.5 days @ \$200/day)	ARB Payroll PPE 08.28.20 (10.5 days @ \$200/day)	2,100.00	
		9/4/2020	ARB Payroll PPE 08.28.20 (11 days @ \$150/day)	ARB Payroll PPE 08.28.20 (11 days @ \$150/day)	4,950.00	
		9/4/2020	ARB Payroll PPE 08.28.20 (11 days @ \$160/day)	ARB Payroll PPE 08.28.20 (11 days @ \$160/day)	5,280.00	
		9/4/2020	ARB Payroll PPE 08.28.20 (11 days @ \$170/day)	ARB Payroll PPE 08.28.20 (11 days @ \$170/day)	3,740.00	
		9/4/2020	ARB Payroll PPE 08.28.20 (11 days @ \$190/day)	ARB Payroll PPE 08.28.20 (11 days @ \$190/day)	2,090.00	
		9/4/2020	ARB Payroll PPE 08.28.20 (11 days @ \$200/day)	ARB Payroll PPE 08.28.20 (11 days @ \$200/day)	4,400.00	
		9/4/2020	ARB Payroll PPE 08.28.20 (11 days @ \$225/day)	ARB Payroll PPE 08.28.20 (11 days @ \$225/day)	2,475.00	
		9/4/2020	ARB Payroll PPE 08.28.20 (11 days @ \$275/day)	ARB Payroll PPE 08.28.20 (11 days @ \$275/day)	3,025.00	

Travis Central Appraisal District
Standard General Ledger
From 9/1/2020 Through 9/30/2020

<u>Account Code</u>	<u>Account Title</u>	<u>Effective Date</u>	<u>Document Description</u>	<u>Transaction Description</u>	<u>Debit</u>	<u>Credit</u>
		9/4/2020	ARB Payroll PPE 08.28.20 (2 days @ \$160/day)	ARB Payroll PPE 08.28.20 (2 days @ \$160/day)	320.00	
		9/4/2020	ARB Payroll PPE 08.28.20 (2.5 days @ \$160/day)	ARB Payroll PPE 08.28.20 (2.5 days @ \$160/day)	400.00	
		9/4/2020	ARB Payroll PPE 08.28.20 (3 days @ \$160/day)	ARB Payroll PPE 08.28.20 (3 days @ \$160/day)	960.00	
		9/4/2020	ARB Payroll PPE 08.28.20 (3 days @ \$170/day)	ARB Payroll PPE 08.28.20 (3 days @ \$170/day)	510.00	
		9/4/2020	ARB Payroll PPE 08.28.20 (4 days @ \$160/day)	ARB Payroll PPE 08.28.20 (4 days @ \$160/day)	1,280.00	
		9/4/2020	ARB Payroll PPE 08.28.20 (5 days @ \$160/day)	ARB Payroll PPE 08.28.20 (5 days @ \$160/day)	800.00	
		9/4/2020	ARB Payroll PPE 08.28.20 (6 days @ \$150/day)	ARB Payroll PPE 08.28.20 (6 days @ \$150/day)	900.00	
		9/4/2020	ARB Payroll PPE 08.28.20 (6 days @ \$180/day)	ARB Payroll PPE 08.28.20 (6 days @ \$180/day)	1,080.00	
		9/4/2020	ARB Payroll PPE 08.28.20 (6.5 days @ \$150/day)	ARB Payroll PPE 08.28.20 (6.5 days @ \$150/day)	975.00	
		9/4/2020	ARB Payroll PPE 08.28.20 (6.5 days @ \$160/day)	ARB Payroll PPE 08.28.20 (6.5 days @ \$160/day)	1,040.00	
		9/4/2020	ARB Payroll PPE 08.28.20 (7 days @ \$170/day)	ARB Payroll PPE 08.28.20 (7 days @ \$170/day)	1,190.00	
		9/4/2020	ARB Payroll PPE 08.28.20 (7 days @ \$180/day)	ARB Payroll PPE 08.28.20 (7 days @ \$180/day)	1,260.00	
		9/4/2020	ARB Payroll PPE 08.28.20 (7.5 days @ \$150/day)	ARB Payroll PPE 08.28.20 (7.5 days @ \$150/day)	1,125.00	
		9/4/2020	ARB Payroll PPE 08.28.20 (7.5 days @ \$160/day)	ARB Payroll PPE 08.28.20 (7.5 days @ \$160/day)	1,200.00	
		9/4/2020	ARB Payroll PPE 08.28.20 (7.5 days @ \$170/day)	ARB Payroll PPE 08.28.20 (7.5 days @ \$170/day)	1,275.00	
		9/4/2020	ARB Payroll PPE 08.28.20 (7.5 days @ \$190/day)	ARB Payroll PPE 08.28.20 (7.5 days @ \$190/day)	1,425.00	
		9/4/2020	ARB Payroll PPE 08.28.20 (8 days @ \$160/day)	ARB Payroll PPE 08.28.20 (8 days @ \$160/day)	1,280.00	
		9/4/2020	ARB Payroll PPE 08.28.20 (8 days @ \$170/day)	ARB Payroll PPE 08.28.20 (8 days @ \$170/day)	1,360.00	
		9/4/2020	ARB Payroll PPE 08.28.20 (8 days @ \$190/day)	ARB Payroll PPE 08.28.20 (8 days @ \$190/day)	1,520.00	
		9/4/2020	ARB Payroll PPE 08.28.20 (8.5 days @ \$160/day)	ARB Payroll PPE 08.28.20 (8.5 days @ \$160/day)	4,080.00	

Travis Central Appraisal District
Standard General Ledger
From 9/1/2020 Through 9/30/2020

<u>Account Code</u>	<u>Account Title</u>	<u>Effective Date</u>	<u>Document Description</u>	<u>Transaction Description</u>	<u>Debit</u>	<u>Credit</u>
		9/4/2020	ARB Payroll PPE 08.28.20 (8.5 days @ \$180/day)	ARB Payroll PPE 08.28.20 (8.5 days @ \$180/day)	1,530.00	
		9/4/2020	ARB Payroll PPE 08.28.20 (9 days @ \$150/day)	ARB Payroll PPE 08.28.20 (9 days @ \$150/day)	2,700.00	
		9/4/2020	ARB Payroll PPE 08.28.20 (9 days @ \$160/day)	ARB Payroll PPE 08.28.20 (9 days @ \$160/day)	7,200.00	
		9/4/2020	ARB Payroll PPE 08.28.20 (9 days @ \$170/day)	ARB Payroll PPE 08.28.20 (9 days @ \$170/day)	3,060.00	
		9/4/2020	ARB Payroll PPE 08.28.20 (9 days @ \$190/day)	ARB Payroll PPE 08.28.20 (9 days @ \$190/day)	1,710.00	
		9/4/2020	ARB Payroll PPE 08.28.20 (9.5 days @ \$160/day)	ARB Payroll PPE 08.28.20 (9.5 days @ \$160/day)	4,560.00	
		9/18/2020	ARB Payroll PPE 09.11.20 (0 days @ \$160/day)	ARB Payroll PPE 09.11.20 (0 days @ \$160/day)	160.00	
		9/18/2020	ARB Payroll PPE 09.11.20 (0.5 days @ \$160/day)	ARB Payroll PPE 09.11.20 (0.5 days @ \$160/day)	80.00	
		9/18/2020	ARB Payroll PPE 09.11.20 (1 days @ \$170/day)	ARB Payroll PPE 09.11.20 (1 days @ \$170/day)	210.00	
		9/18/2020	ARB Payroll PPE 09.11.20 (10 days @ \$190/day)	ARB Payroll PPE 09.11.20 (10 days @ \$190/day)	1,940.00	
		9/18/2020	ARB Payroll PPE 09.11.20 (10 days @ \$225/day)	ARB Payroll PPE 09.11.20 (10 days @ \$225/day)	4,500.00	
		9/18/2020	ARB Payroll PPE 09.11.20 (10 days @ \$275/day)	ARB Payroll PPE 09.11.20 (10 days @ \$275/day)	2,750.00	
		9/18/2020	ARB Payroll PPE 09.11.20 (2 days @ \$160/day)	ARB Payroll PPE 09.11.20 (2 days @ \$160/day)	320.00	
		9/18/2020	ARB Payroll PPE 09.11.20 (3 days @ \$150/day)	ARB Payroll PPE 09.11.20 (3 days @ \$150/day)	490.00	
		9/18/2020	ARB Payroll PPE 09.11.20 (3 days @ \$160/day)	ARB Payroll PPE 09.11.20 (3 days @ \$160/day)	520.00	
		9/18/2020	ARB Payroll PPE 09.11.20 (3 days @ \$180/day)	ARB Payroll PPE 09.11.20 (3 days @ \$180/day)	1,120.00	
		9/18/2020	ARB Payroll PPE 09.11.20 (3.5 days @ \$160/day)	ARB Payroll PPE 09.11.20 (3.5 days @ \$160/day)	600.00	
		9/18/2020	ARB Payroll PPE 09.11.20 (5 days @ \$150/day)	ARB Payroll PPE 09.11.20 (5 days @ \$150/day)	1,540.00	
		9/18/2020	ARB Payroll PPE 09.11.20 (5 days @ \$160/day)	ARB Payroll PPE 09.11.20 (5 days @ \$160/day)	1,640.00	
		9/18/2020	ARB Payroll PPE 09.11.20 (5.5 days @ \$160/day)	ARB Payroll PPE 09.11.20 (5.5 days @ \$160/day)	920.00	

Travis Central Appraisal District
Standard General Ledger
From 9/1/2020 Through 9/30/2020

<u>Account Code</u>	<u>Account Title</u>	<u>Effective Date</u>	<u>Document Description</u>	<u>Transaction Description</u>	<u>Debit</u>	<u>Credit</u>
		9/18/2020	ARB Payroll PPE 09.11.20 (6.5 days @ \$150/day)	ARB Payroll PPE 09.11.20 (6.5 days @ \$150/day)	1,015.00	
		9/18/2020	ARB Payroll PPE 09.11.20 (7 days @ \$150/day)	ARB Payroll PPE 09.11.20 (7 days @ \$150/day)	2,180.00	
		9/18/2020	ARB Payroll PPE 09.11.20 (7 days @ \$160/day)	ARB Payroll PPE 09.11.20 (7 days @ \$160/day)	4,640.00	
		9/18/2020	ARB Payroll PPE 09.11.20 (7 days @ \$170/day)	ARB Payroll PPE 09.11.20 (7 days @ \$170/day)	2,460.00	
		9/18/2020	ARB Payroll PPE 09.11.20 (7 days @ \$190/day)	ARB Payroll PPE 09.11.20 (7 days @ \$190/day)	2,740.00	
		9/18/2020	ARB Payroll PPE 09.11.20 (7.5 days @ \$150/day)	ARB Payroll PPE 09.11.20 (7.5 days @ \$150/day)	1,125.00	
		9/18/2020	ARB Payroll PPE 09.11.20 (7.5 days @ \$160/day)	ARB Payroll PPE 09.11.20 (7.5 days @ \$160/day)	1,240.00	
		9/18/2020	ARB Payroll PPE 09.11.20 (7.5 days @ \$200/day)	ARB Payroll PPE 09.11.20 (7.5 days @ \$200/day)	1,540.00	
		9/18/2020	ARB Payroll PPE 09.11.20 (8 days @ \$150/day)	ARB Payroll PPE 09.11.20 (8 days @ \$150/day)	2,480.00	
		9/18/2020	ARB Payroll PPE 09.11.20 (8 days @ \$160/day)	ARB Payroll PPE 09.11.20 (8 days @ \$160/day)	10,520.00	
		9/18/2020	ARB Payroll PPE 09.11.20 (8 days @ \$170/day)	ARB Payroll PPE 09.11.20 (8 days @ \$170/day)	1,400.00	
		9/18/2020	ARB Payroll PPE 09.11.20 (8 days @ \$180/day)	ARB Payroll PPE 09.11.20 (8 days @ \$180/day)	1,480.00	
		9/18/2020	ARB Payroll PPE 09.11.20 (8 days @ \$200/day)	ARB Payroll PPE 09.11.20 (8 days @ \$200/day)	1,640.00	
		9/18/2020	ARB Payroll PPE 09.11.20 (8.5 days @ \$150/day)	ARB Payroll PPE 09.11.20 (8.5 days @ \$150/day)	1,315.00	
		9/18/2020	ARB Payroll PPE 09.11.20 (8.5 days @ \$160/day)	ARB Payroll PPE 09.11.20 (8.5 days @ \$160/day)	4,200.00	
		9/18/2020	ARB Payroll PPE 09.11.20 (9 days @ \$150/day)	ARB Payroll PPE 09.11.20 (9 days @ \$150/day)	13,780.00	
		9/18/2020	ARB Payroll PPE 09.11.20 (9 days @ \$160/day)	ARB Payroll PPE 09.11.20 (9 days @ \$160/day)	22,120.00	
		9/18/2020	ARB Payroll PPE 09.11.20 (9 days @ \$170/day)	ARB Payroll PPE 09.11.20 (9 days @ \$170/day)	10,950.00	
		9/18/2020	ARB Payroll PPE 09.11.20 (9 days @ \$180/day)	ARB Payroll PPE 09.11.20 (9 days @ \$180/day)	1,660.00	
		9/18/2020	ARB Payroll PPE 09.11.20 (9 days @ \$190/day)	ARB Payroll PPE 09.11.20 (9 days @ \$190/day)	1,750.00	

Travis Central Appraisal District
Standard General Ledger
From 9/1/2020 Through 9/30/2020

<u>Account Code</u>	<u>Account Title</u>	<u>Effective Date</u>	<u>Document Description</u>	<u>Transaction Description</u>	<u>Debit</u>	<u>Credit</u>
		9/18/2020	ARB Payroll PPE 09.11.20 (9 days @ \$200/day)	ARB Payroll PPE 09.11.20 (9 days @ \$200/day)	7,360.00	
		9/30/2020	Payroll Accrual- PPE 09.25.20	Payroll Accrual- PPE 09.25.20	118,650.00	
				Period Totals	360,930.00	0.00
				Subtotal 9/2020	828,152.96	
				Transaction Total	360,930.00	0.00
Balance 40101	Salaries				828,152.96	
40220	Operating Supplies			Current Balance	2,546.93	
40231	Books, Publications, Subscriptions & Databases			Current Balance	12.76	
40330	Education & Training			Current Balance	7,350.00	
40510	Legal & Attorney			Current Balance	14,182.00	
Report Opening/Current Balance					491,314.65	0.00
Report Transaction Totals					360,930.00	0.00
Report Current Balances					852,244.65	0.00
Report Difference					852,244.65	

Travis Central Appraisal District

Budget-to-Actual

01 - ARB

From 1/1/2020 Through 10/31/2020

	Budgeted Amount- Total Budget	Budgeted Amount- YTD	Actual	Variance with Final Budget (Over) Under	Percent of Total Budget Remaining
Expenditures					
Payroll Costs					
Salaries	1,172,175.00	976,812.50	1,053,287.96	(76,475.46)	10.14%
Total Payroll Costs	1,172,175.00	976,812.50	1,053,287.96	(76,475.46)	10.14%
Supplies					
Operating Supplies	750.00	625.00	4,403.22	(3,778.22)	(487.10)%
Books/Publ/Subs/Data Bases	900.00	750.00	12.76	737.24	98.58%
Total Supplies	1,650.00	1,375.00	4,415.98	(3,040.98)	(167.64)%
Services					
Training & Education	7,500.00	6,250.00	7,350.00	(1,100.00)	2.00%
Attorney & Court Costs	20,000.00	16,666.70	14,182.00	2,484.70	29.09%
Total Services	27,500.00	22,916.70	21,532.00	1,384.70	21.70%
Total Expenditures	1,201,325.00	1,001,104.20	1,079,235.94	(78,131.74)	10.16%
Excess (Deficiency) of Revenues over (Under) Expenditures	(1,201,325.00)	(1,001,104.20)	(1,079,235.94)	(78,131.74)	(10.16)%

Travis Central Appraisal District
Standard General Ledger
From 10/1/2020 Through 10/31/2020

Account Code	Account Title	Effective Date	Document Description	Transaction Description	Debit	Credit
40101	Salaries			Current Balance	828,152.96	
		10/1/2020	Payroll Accrual- PPE 09.25.20- REVERSAL	Payroll Accrual- PPE 09.25.20- REVERSAL		118,650.00
		10/2/2020	ARB Payroll PPE 09.25.20 (10 days @ \$150/day)	ARB Payroll PPE 09.25.20 (10 days @ \$150/day)	10,500.00	
		10/2/2020	ARB Payroll PPE 09.25.20 (10 days @ \$160/day)	ARB Payroll PPE 09.25.20 (10 days @ \$160/day)	19,200.00	
		10/2/2020	ARB Payroll PPE 09.25.20 (10 days @ \$170/day)	ARB Payroll PPE 09.25.20 (10 days @ \$170/day)	6,800.00	
		10/2/2020	ARB Payroll PPE 09.25.20 (10 days @ \$180/day)	ARB Payroll PPE 09.25.20 (10 days @ \$180/day)	3,600.00	
		10/2/2020	ARB Payroll PPE 09.25.20 (10 days @ \$190/day)	ARB Payroll PPE 09.25.20 (10 days @ \$190/day)	1,900.00	
		10/2/2020	ARB Payroll PPE 09.25.20 (10 days @ \$200/day)	ARB Payroll PPE 09.25.20 (10 days @ \$200/day)	8,000.00	
		10/2/2020	ARB Payroll PPE 09.25.20 (10 days @ \$275/day)	ARB Payroll PPE 09.25.20 (10 days @ \$275/day)	2,750.00	
		10/2/2020	ARB Payroll PPE 09.25.20 (10.5 days @ \$225/day)	ARB Payroll PPE 09.25.20 (10.5 days @ \$225/day)	4,725.00	
		10/2/2020	ARB Payroll PPE 09.25.20 (11 days @ \$150/day)	ARB Payroll PPE 09.25.20 (11 days @ \$150/day)	1,650.00	
		10/2/2020	ARB Payroll PPE 09.25.20 (11 days @ \$160/day)	ARB Payroll PPE 09.25.20 (11 days @ \$160/day)	1,760.00	
		10/2/2020	ARB Payroll PPE 09.25.20 (2 days @ \$170/day)	ARB Payroll PPE 09.25.20 (2 days @ \$170/day)	340.00	
		10/2/2020	ARB Payroll PPE 09.25.20 (3 days @ \$160/day)	ARB Payroll PPE 09.25.20 (3 days @ \$160/day)	960.00	
		10/2/2020	ARB Payroll PPE 09.25.20 (4 days @ \$150/day)	ARB Payroll PPE 09.25.20 (4 days @ \$150/day)	600.00	
		10/2/2020	ARB Payroll PPE 09.25.20 (4 days @ \$160/day)	ARB Payroll PPE 09.25.20 (4 days @ \$160/day)	640.00	
		10/2/2020	ARB Payroll PPE 09.25.20 (5 days @ \$150/day)	ARB Payroll PPE 09.25.20 (5 days @ \$150/day)	1,500.00	
		10/2/2020	ARB Payroll PPE 09.25.20 (5 days @ \$160/day)	ARB Payroll PPE 09.25.20 (5 days @ \$160/day)	1,600.00	
		10/2/2020	ARB Payroll PPE 09.25.20 (5 days @ \$180/day)	ARB Payroll PPE 09.25.20 (5 days @ \$180/day)	900.00	
		10/2/2020	ARB Payroll PPE 09.25.20 (5.5 days @ \$160/day)	ARB Payroll PPE 09.25.20 (5.5 days @ \$160/day)	880.00	

Travis Central Appraisal District
Standard General Ledger
From 10/1/2020 Through 10/31/2020

<u>Account Code</u>	<u>Account Title</u>	<u>Effective Date</u>	<u>Document Description</u>	<u>Transaction Description</u>	<u>Debit</u>	<u>Credit</u>
		10/2/2020	ARB Payroll PPE 09.25.20 (6 days @ \$160/day)	ARB Payroll PPE 09.25.20 (6 days @ \$160/day)	960.00	
		10/2/2020	ARB Payroll PPE 09.25.20 (6 days @ \$170/day)	ARB Payroll PPE 09.25.20 (6 days @ \$170/day)	1,020.00	
		10/2/2020	ARB Payroll PPE 09.25.20 (6 days @ \$180/day)	ARB Payroll PPE 09.25.20 (6 days @ \$180/day)	1,080.00	
		10/2/2020	ARB Payroll PPE 09.25.20 (6 days @ \$200/day)	ARB Payroll PPE 09.25.20 (6 days @ \$200/day)	1,200.00	
		10/2/2020	ARB Payroll PPE 09.25.20 (7 days @ \$150/day)	ARB Payroll PPE 09.25.20 (7 days @ \$150/day)	2,100.00	
		10/2/2020	ARB Payroll PPE 09.25.20 (7 days @ \$160/day)	ARB Payroll PPE 09.25.20 (7 days @ \$160/day)	4,480.00	
		10/2/2020	ARB Payroll PPE 09.25.20 (7 days @ \$170/day)	ARB Payroll PPE 09.25.20 (7 days @ \$170/day)	1,190.00	
		10/2/2020	ARB Payroll PPE 09.25.20 (8 days @ \$150/day)	ARB Payroll PPE 09.25.20 (8 days @ \$150/day)	2,400.00	
		10/2/2020	ARB Payroll PPE 09.25.20 (8 days @ \$160/day)	ARB Payroll PPE 09.25.20 (8 days @ \$160/day)	7,680.00	
		10/2/2020	ARB Payroll PPE 09.25.20 (8 days @ \$190/day)	ARB Payroll PPE 09.25.20 (8 days @ \$190/day)	3,040.00	
		10/2/2020	ARB Payroll PPE 09.25.20 (9 days @ \$150/day)	ARB Payroll PPE 09.25.20 (9 days @ \$150/day)	6,750.00	
		10/2/2020	ARB Payroll PPE 09.25.20 (9 days @ \$160/day)	ARB Payroll PPE 09.25.20 (9 days @ \$160/day)	7,200.00	
		10/2/2020	ARB Payroll PPE 09.25.20 (9 days @ \$170/day)	ARB Payroll PPE 09.25.20 (9 days @ \$170/day)	6,120.00	
		10/2/2020	ARB Payroll PPE 09.25.20 (9 days @ \$200/day)	ARB Payroll PPE 09.25.20 (9 days @ \$200/day)	1,800.00	
		10/2/2020	ARB Payroll PPE 09.25.20 (9.5 days @ \$160/day)	ARB Payroll PPE 09.25.20 (9.5 days @ \$160/day)	1,520.00	
		10/2/2020	ARB Payroll PPE 09.25.20 (9.5 days @ \$190/day)	ARB Payroll PPE 09.25.20 (9.5 days @ \$190/day)	1,805.00	
		10/16/2020	ARB Payroll PPE 10.09.20 (0 days @ \$150/day)	ARB Payroll PPE 10.09.20 (0 days @ \$150/day)	40.00	
		10/16/2020	ARB Payroll PPE 10.09.20 (0 days @ \$160/day)	ARB Payroll PPE 10.09.20 (0 days @ \$160/day)	80.00	
		10/16/2020	ARB Payroll PPE 10.09.20 (0 days @ \$170/day)	ARB Payroll PPE 10.09.20 (0 days @ \$170/day)	40.00	
		10/16/2020	ARB Payroll PPE 10.09.20 (1 days @ \$160/day)	ARB Payroll PPE 10.09.20 (1 days @ \$160/day)	200.00	

Travis Central Appraisal District
Standard General Ledger
From 10/1/2020 Through 10/31/2020

<u>Account Code</u>	<u>Account Title</u>	<u>Effective Date</u>	<u>Document Description</u>	<u>Transaction Description</u>	<u>Debit</u>	<u>Credit</u>
		10/16/2020	ARB Payroll PPE 10.09.20 (10 days @ \$150/day)	ARB Payroll PPE 10.09.20 (10 days @ \$150/day)	7,500.00	
		10/16/2020	ARB Payroll PPE 10.09.20 (10 days @ \$160/day)	ARB Payroll PPE 10.09.20 (10 days @ \$160/day)	19,200.00	
		10/16/2020	ARB Payroll PPE 10.09.20 (10 days @ \$180/day)	ARB Payroll PPE 10.09.20 (10 days @ \$180/day)	3,600.00	
		10/16/2020	ARB Payroll PPE 10.09.20 (10 days @ \$200/day)	ARB Payroll PPE 10.09.20 (10 days @ \$200/day)	6,000.00	
		10/16/2020	ARB Payroll PPE 10.09.20 (10.5 days @ \$150/day)	ARB Payroll PPE 10.09.20 (10.5 days @ \$150/day)	3,150.00	
		10/16/2020	ARB Payroll PPE 10.09.20 (10.5 days @ \$160/day)	ARB Payroll PPE 10.09.20 (10.5 days @ \$160/day)	3,360.00	
		10/16/2020	ARB Payroll PPE 10.09.20 (10.5 days @ \$170/day)	ARB Payroll PPE 10.09.20 (10.5 days @ \$170/day)	7,140.00	
		10/16/2020	ARB Payroll PPE 10.09.20 (10.5 days @ \$200/day)	ARB Payroll PPE 10.09.20 (10.5 days @ \$200/day)	6,300.00	
		10/16/2020	ARB Payroll PPE 10.09.20 (11 days @ \$225/day)	ARB Payroll PPE 10.09.20 (11 days @ \$225/day)	2,475.00	
		10/16/2020	ARB Payroll PPE 10.09.20 (11 days @ \$275/day)	ARB Payroll PPE 10.09.20 (11 days @ \$275/day)	3,025.00	
		10/16/2020	ARB Payroll PPE 10.09.20 (2 days @ \$160/day)	ARB Payroll PPE 10.09.20 (2 days @ \$160/day)	360.00	
		10/16/2020	ARB Payroll PPE 10.09.20 (3 days @ \$180/day)	ARB Payroll PPE 10.09.20 (3 days @ \$180/day)	540.00	
		10/16/2020	ARB Payroll PPE 10.09.20 (4 days @ \$160/day)	ARB Payroll PPE 10.09.20 (4 days @ \$160/day)	1,280.00	
		10/16/2020	ARB Payroll PPE 10.09.20 (4 days @ \$180/day)	ARB Payroll PPE 10.09.20 (4 days @ \$180/day)	760.00	
		10/16/2020	ARB Payroll PPE 10.09.20 (4.5 days @ \$170/day)	ARB Payroll PPE 10.09.20 (4.5 days @ \$170/day)	765.00	
		10/16/2020	ARB Payroll PPE 10.09.20 (5 days @ \$150/day)	ARB Payroll PPE 10.09.20 (5 days @ \$150/day)	750.00	
		10/16/2020	ARB Payroll PPE 10.09.20 (5 days @ \$160/day)	ARB Payroll PPE 10.09.20 (5 days @ \$160/day)	800.00	
		10/16/2020	ARB Payroll PPE 10.09.20 (5.5 days @ \$160/day)	ARB Payroll PPE 10.09.20 (5.5 days @ \$160/day)	880.00	
		10/16/2020	ARB Payroll PPE 10.09.20 (6 days @ \$160/day)	ARB Payroll PPE 10.09.20 (6 days @ \$160/day)	960.00	
		10/16/2020	ARB Payroll PPE 10.09.20 (6 days @ \$225/day)	ARB Payroll PPE 10.09.20 (6 days @ \$225/day)	1,350.00	

Travis Central Appraisal District
Standard General Ledger
From 10/1/2020 Through 10/31/2020

<u>Account Code</u>	<u>Account Title</u>	<u>Effective Date</u>	<u>Document Description</u>	<u>Transaction Description</u>	<u>Debit</u>	<u>Credit</u>
		10/16/2020	ARB Payroll PPE 10.09.20 (7 days @ \$150/day)	ARB Payroll PPE 10.09.20 (7 days @ \$150/day)	1,050.00	
		10/16/2020	ARB Payroll PPE 10.09.20 (7 days @ \$160/day)	ARB Payroll PPE 10.09.20 (7 days @ \$160/day)	2,240.00	
		10/16/2020	ARB Payroll PPE 10.09.20 (8 days @ \$150/day)	ARB Payroll PPE 10.09.20 (8 days @ \$150/day)	3,600.00	
		10/16/2020	ARB Payroll PPE 10.09.20 (8 days @ \$160/day)	ARB Payroll PPE 10.09.20 (8 days @ \$160/day)	6,440.00	
		10/16/2020	ARB Payroll PPE 10.09.20 (8 days @ \$170/day)	ARB Payroll PPE 10.09.20 (8 days @ \$170/day)	2,720.00	
		10/16/2020	ARB Payroll PPE 10.09.20 (8 days @ \$190/day)	ARB Payroll PPE 10.09.20 (8 days @ \$190/day)	1,520.00	
		10/16/2020	ARB Payroll PPE 10.09.20 (8.5 days @ \$150/day)	ARB Payroll PPE 10.09.20 (8.5 days @ \$150/day)	1,275.00	
		10/16/2020	ARB Payroll PPE 10.09.20 (8.5 days @ \$160/day)	ARB Payroll PPE 10.09.20 (8.5 days @ \$160/day)	2,720.00	
		10/16/2020	ARB Payroll PPE 10.09.20 (8.5 days @ \$190/day)	ARB Payroll PPE 10.09.20 (8.5 days @ \$190/day)	1,655.00	
		10/16/2020	ARB Payroll PPE 10.09.20 (9 days @ \$150/day)	ARB Payroll PPE 10.09.20 (9 days @ \$150/day)	9,450.00	
		10/16/2020	ARB Payroll PPE 10.09.20 (9 days @ \$160/day)	ARB Payroll PPE 10.09.20 (9 days @ \$160/day)	5,760.00	
		10/16/2020	ARB Payroll PPE 10.09.20 (9 days @ \$170/day)	ARB Payroll PPE 10.09.20 (9 days @ \$170/day)	3,060.00	
		10/16/2020	ARB Payroll PPE 10.09.20 (9 days @ \$190/day)	ARB Payroll PPE 10.09.20 (9 days @ \$190/day)	1,710.00	
		10/16/2020	ARB Payroll PPE 10.09.20 (9.5 days @ \$160/day)	ARB Payroll PPE 10.09.20 (9.5 days @ \$160/day)	4,560.00	
		10/16/2020	ARB Payroll PPE 10.09.20 (9.5 days @ \$170/day)	ARB Payroll PPE 10.09.20 (9.5 days @ \$170/day)	1,615.00	
		10/16/2020	ARB Payroll PPE 10.09.20 (9.5 days @ \$190/day)	ARB Payroll PPE 10.09.20 (9.5 days @ \$190/day)	1,805.00	
		10/30/2020	ARB Payroll PPE 10.23.20 (1 days @ \$160/day)	ARB Payroll PPE 10.23.20 (1 days @ \$160/day)	160.00	
		10/30/2020	ARB Payroll PPE 10.23.20 (2 days @ \$190/day)	ARB Payroll PPE 10.23.20 (2 days @ \$190/day)	380.00	
		10/30/2020	ARB Payroll PPE 10.23.20 (3 days @ \$180/day)	ARB Payroll PPE 10.23.20 (3 days @ \$180/day)	540.00	
		10/30/2020	ARB Payroll PPE 10.23.20 (3.5 days @ \$160/day)	ARB Payroll PPE 10.23.20 (3.5 days @ \$160/day)	560.00	

Travis Central Appraisal District
Standard General Ledger
From 10/1/2020 Through 10/31/2020

<u>Account Code</u>	<u>Account Title</u>	<u>Effective Date</u>	<u>Document Description</u>	<u>Transaction Description</u>	<u>Debit</u>	<u>Credit</u>
		10/30/2020	ARB Payroll PPE 10.23.20 (3.5 days @ \$180/day)	ARB Payroll PPE 10.23.20 (3.5 days @ \$180/day)	630.00	
		10/30/2020	ARB Payroll PPE 10.23.20 (4 days @ \$150/day)	ARB Payroll PPE 10.23.20 (4 days @ \$150/day)	1,200.00	
		10/30/2020	ARB Payroll PPE 10.23.20 (4 days @ \$160/day)	ARB Payroll PPE 10.23.20 (4 days @ \$160/day)	1,920.00	
		10/30/2020	ARB Payroll PPE 10.23.20 (4.5 days @ \$160/day)	ARB Payroll PPE 10.23.20 (4.5 days @ \$160/day)	720.00	
		10/30/2020	ARB Payroll PPE 10.23.20 (5 days @ \$160/day)	ARB Payroll PPE 10.23.20 (5 days @ \$160/day)	2,400.00	
		10/30/2020	ARB Payroll PPE 10.23.20 (5.5 days @ \$160/day)	ARB Payroll PPE 10.23.20 (5.5 days @ \$160/day)	880.00	
		10/30/2020	ARB Payroll PPE 10.23.20 (6 days @ \$160/day)	ARB Payroll PPE 10.23.20 (6 days @ \$160/day)	960.00	
		10/30/2020	ARB Payroll PPE 10.23.20 (6 days @ \$170/day)	ARB Payroll PPE 10.23.20 (6 days @ \$170/day)	1,020.00	
		10/30/2020	ARB Payroll PPE 10.23.20 (6 days @ \$190/day)	ARB Payroll PPE 10.23.20 (6 days @ \$190/day)	1,140.00	
		10/30/2020	ARB Payroll PPE 10.23.20 (6.5 days @ \$170/day)	ARB Payroll PPE 10.23.20 (6.5 days @ \$170/day)	1,105.00	
		10/30/2020	ARB Payroll PPE 10.23.20 (7 days @ \$150/day)	ARB Payroll PPE 10.23.20 (7 days @ \$150/day)	5,250.00	
		10/30/2020	ARB Payroll PPE 10.23.20 (7 days @ \$160/day)	ARB Payroll PPE 10.23.20 (7 days @ \$160/day)	2,240.00	
		10/30/2020	ARB Payroll PPE 10.23.20 (7 days @ \$170/day)	ARB Payroll PPE 10.23.20 (7 days @ \$170/day)	1,190.00	
		10/30/2020	ARB Payroll PPE 10.23.20 (8 days @ \$150/day)	ARB Payroll PPE 10.23.20 (8 days @ \$150/day)	7,200.00	
		10/30/2020	ARB Payroll PPE 10.23.20 (8 days @ \$160/day)	ARB Payroll PPE 10.23.20 (8 days @ \$160/day)	8,960.00	
		10/30/2020	ARB Payroll PPE 10.23.20 (8 days @ \$170/day)	ARB Payroll PPE 10.23.20 (8 days @ \$170/day)	4,080.00	
		10/30/2020	ARB Payroll PPE 10.23.20 (8 days @ \$200/day)	ARB Payroll PPE 10.23.20 (8 days @ \$200/day)	1,600.00	
		10/30/2020	ARB Payroll PPE 10.23.20 (8.5 days @ \$160/day)	ARB Payroll PPE 10.23.20 (8.5 days @ \$160/day)	1,360.00	
		10/30/2020	ARB Payroll PPE 10.23.20 (9 days @ \$150/day)	ARB Payroll PPE 10.23.20 (9 days @ \$150/day)	8,100.00	
		10/30/2020	ARB Payroll PPE 10.23.20 (9 days @ \$160/day)	ARB Payroll PPE 10.23.20 (9 days @ \$160/day)	21,600.00	

Travis Central Appraisal District
Standard General Ledger
From 10/1/2020 Through 10/31/2020

Account Code	Account Title	Effective Date	Document Description	Transaction Description	Debit	Credit
		10/30/2020	ARB Payroll PPE 10.23.20 (9 days @ \$170/day)	ARB Payroll PPE 10.23.20 (9 days @ \$170/day)	6,120.00	
		10/30/2020	ARB Payroll PPE 10.23.20 (9 days @ \$180/day)	ARB Payroll PPE 10.23.20 (9 days @ \$180/day)	1,620.00	
		10/30/2020	ARB Payroll PPE 10.23.20 (9 days @ \$190/day)	ARB Payroll PPE 10.23.20 (9 days @ \$190/day)	3,420.00	
		10/30/2020	ARB Payroll PPE 10.23.20 (9 days @ \$200/day)	ARB Payroll PPE 10.23.20 (9 days @ \$200/day)	9,000.00	
		10/30/2020	ARB Payroll PPE 10.23.20 (9 days @ \$225/day)	ARB Payroll PPE 10.23.20 (9 days @ \$225/day)	4,050.00	
		10/30/2020	ARB Payroll PPE 10.23.20 (9 days @ \$275/day)	ARB Payroll PPE 10.23.20 (9 days @ \$275/day)	2,475.00	
		10/30/2020	ARB Payroll PPE 10.23.20 (9.5 days @ \$160/day)	ARB Payroll PPE 10.23.20 (9.5 days @ \$160/day)	1,520.00	
				Period Totals	343,785.00	118,650.00
				Subtotal 10/2020	1,053,287.96	
				Transaction Total	343,785.00	118,650.00
Balance 40101	Salaries				1,053,287.96	
40220	Operating Supplies			Current Balance	2,546.93	
		10/30/2020	ARB Note Pads (Qty: 500)	ARB Note Pads (Qty: 500)	1,856.29	
				Period Totals	1,856.29	0.00
				Subtotal 10/2020	4,403.22	
				Transaction Total	1,856.29	0.00
Balance 40220	Operating Supplies				4,403.22	
40231	Books, Publications, Subscriptions & Databases			Current Balance	12.76	

Travis Central Appraisal District
Standard General Ledger
From 10/1/2020 Through 10/31/2020

Account Code	Account Title	Effective Date	Document Description	Transaction Description	Debit	Credit
40330	Education & Training			Current Balance	7,350.00	
40510	Legal & Attorney			Current Balance	14,182.00	
Report Opening/Current Balance					852,244.65	0.00
Report Transaction Totals					345,641.29	118,650.00
Report Current Balances					1,197,885.94	118,650.00
Report Difference					1,079,235.94	

TRAVIS CENTRAL APPRAISAL DISTRICT

Capital Expenditures- Q3 2020

September 30, 2020

100- General Fund

2/7/2020 ArcGIS Desktop Concurrent Use License	14,848.54
2/19/2020 Automated Phone Solution for Informal Offers - Professional Services	30,767.56
2/27/2020 IP Office Licensing	1,168.80
3/16/2020 Cisco ASA5525-FPWR + 750 AnnyConnect Licenses	2,499.98
3/19/2020 Synology Redundant Power Expansion for Rack Station	1,987.00
3/19/2020 Xima Chronicall Chat Licensing	10,449.60
4/7/2020 Automated Phone Solution for Informal Offers	51,734.18
4/15/2020 Remote Phone Solution - Software Licensing & Professional Services	30,867.67
4/28/2020 Lenovo ThinkPad Laptop	1,047.99
5/20/2020 Xima Chronicall Chat Licensing	2,441.48
6/3/2020 Cisco Catalyst C4510R+E Switches (Qty: 4)	7,361.00
6/5/2020 Wall Mount Vertical Rack, Power Strips, Mounting Hardware, Smart UPS	1,433.95
6/23/2020 Smart UPS Mountable Racks for Data Closets - 850 EAL (Qty: 5)	10,944.95
6/30/2020 Cisco SFP-10G-SL (Qty: 12), Cisco Line Cards (Qty: 2)	4,994.28
6/30/2020 Compunetix Conference Manager- ARB Phone Hearings Solution	35,353.92
7/30/2020 Correction: Indoff Furniture Invoice- 3391137	5,272.55
8/18/2020 Bookshelf & Storage Baskets for Finance	265.56
8/1/2020 Alarm & Control Unit Installation on Existing Cooling Tower	9,735.02
8/1/2020 Emergency Repair of Condenser & Motor on Water Loop Pump	15,000.00
9/24/2020 Office Furniture- Additional Office in Commercial	5,130.66
7/27/2020 COVID 19: Turnstiles with Temperature Scan (QTY: 5)	48,502.69
9/16/2020 09.17.20	5,552.00
9/30/2020 Gate Closer Replacement at 850 EAL	460.00
7/2/2020 Synology Storage Solution for 850 EAL	2,599.99
7/21/2020 Synology Backup Solution for Facility Move to 850 EAL	11,957.07
7/27/2020 APC Symmetra UPS System	3,922.73
9/2/2020 Cisco New ASR1001X-20G-K9 & Cisco N5K-C5548UP-FA	12,690.00
9/17/2020 Office Furniture for Additional Residential Office	4,668.00
9/28/2020 Cisco ASA 5525 & Fire Power, Cisco Nexus 5596, Cisco C3850 10G SR	6,039.58
9/28/2020 Cisco C3850 10G ER	1,690.36
9/24/2020 Dell Power Edge R730 Servers, Dell Dual SD Card Readers	6,479.98
8/24/2020 APC UPS 2200 KVA (1 @ \$1122.45 each)	1,122.45
8/24/2020 APC UPS 3000 KVA (2 @ \$1499.95 each)	2,999.90
7/21/2020 Customized Voice Prompts for ARB Telephone Hearing System	1,500.00
9/21/2020 Xima Support/Maintenance	3,957.76
7/27/2020 Compunetix PaaS Conference Manager- Professional Services	11,660.59
9/15/2020 Compunetix Dev Work	12,042.00
8/4/2020 Rack Mount APC UPS for 850 EAL Data Closets (Qty: 2)	4,567.54

\$ 385,717.33

900- 850 EAL

1/31/2020 850 EAL Renovations- January 2020	392,605.00
1/31/2020 850 EAL Architectural Fees- January 2020	15,502.93
1/31/2020 JV1502- Invoices Paid on Behalf of 850 EAL	754.80
2/13/2020 Building Permit Fee- Reimbursement to Balfour Beatty	954.77
2/29/2020 850 EAL Architectural Fees- February 2020	54,142.00
2/29/2020 850 EAL Renovation Costs- February 2020	1,116,435.11
2/29/2020 850 EAL Renovation Costs- February 2020	89,162.41
2/29/2020 850 EAL Renovation Costs- February 2020	94,375.70
2/29/2020 AR- Asbestos Notification Fee Paid for 850 EAL Holding Corp.	1,700.00
3/23/2020 850 EAL Furniture- Design Services	5,130.00
3/25/2020 850 EAL Renovation Costs- April 2020	21,467.36
3/31/2020 850 EAL Renovation Costs- April 2020	39,822.12
3/31/2020 850 EAL Architectural Fees- March 2020	16,355.00
3/31/2020 850 EAL Renovation Costs- March 2020	1,468,091.13
3/31/2020 850 EAL Renovations- March 2020	225,552.00
4/21/2020 850 EAL Renovation Costs- April 2020	259,023.20
4/25/2020 850 EAL Architect Fees- April 2020	11,559.30
4/30/2020 850 EAL Renovation Costs- April 2020	126,807.30
4/30/2020 850 EAL Renovation Cost- April 2020	1,648,008.34
4/30/2020 850 EAL Renovation Cost- April 2020	183,112.04
5/15/2020 System Generated Check/Voucher	4,424.68
5/15/2020 System Generated Check/Voucher	14,089.70
5/15/2020 850 EAL Renovation Costs- April 2020	27,524.32
5/28/2020 850 EAL Renovations- May 2020	29,754.37
5/31/2020 850 EAL Renovation Costs- May 2020	962,604.93
5/31/2020 850 EAL Renovation Cost- May 2020	17,853.76
5/31/2020 Change order to Remove Old Door Control Devices	1,116.00
5/31/2020 Professional Services for Slab/Concrete Testing	286.00
5/31/2020 850 EAL Architectural Fees- May 2020	20,476.35
6/2/2020 850 EAL Final Project Cost- Report Preparation for Remediation	988.75
6/18/2020 850 EAL Renovation Costs- June 2020	121,143.80
6/22/2020 Additional Cubicles for 850 EAL	76,185.40
6/30/2020 850 EAL Renovations- June 2020	274,026.79
6/30/2020 850 EAL Renovation Cost- June 2020	2,864.20
6/30/2020 Change Order to Move ARB Break Room Keypad	8,530.98
6/30/2020 Architectural Fees for 850 EAL- June 2020	17,107.58
7/24/2020 850 EAL Cubicles	749.08
7/24/2020 850 EAL Cubicles	6,611.54
7/24/2020 850 EAL Cubicles	5,731.82
7/24/2020 850 EAL Cubicles	6,740.00
7/24/2020 850 EAL Cubicles	48,833.59
7/30/2020 850 EAL Renovation Expenses- July 2020	4,707.84
7/31/2020 850 EAL Architectural Fees- July 2020	6,311.10
7/31/2020 850 EAL Renovation Expenses- July 2020	197,765.63
7/31/2020 850 EAL Renovation Expenses- July 2020	604.80
8/5/2020 850 EAL Cubicles	4,238.58
8/18/2020 850 EAL Office Move- Legal/Admin	4,366.92

8/21/2020 850 EAL Office Move- Admin & Legal	8,581.57
8/27/2020 850 EAL Furniture Installation- Legal	3,596.04
8/31/2020 Architectural Services- 850 EAL Renovations- August 2020	5,574.28
9/3/2020 850 EAL Furniture Installation & Move- Residential	14,157.00
9/3/2020 850 EAL Furniture Installation & Move- Residential	18,559.40
9/3/2020 850 EAL Furniture Installation & Move- Residential	6,225.00
9/9/2020 850 EAL Furniture Installation- New Cubicles in Residential	15,283.12
9/10/2020 850 EAL Furniture Installation & Move- Commercial	7,642.11
9/10/2020 850 EAL Furniture Installation & Move- Commercial	3,375.00
9/10/2020 850 EAL Furniture Installation & Move- Commercial	6,563.15
9/11/2020 850 EAL Furniture Installation & Move- Change Order for Residential Electric	2,160.00
9/11/2020 850 EAL Furniture Installation- New Cubicles for Commercial	6,293.05
9/21/2020 850 EAL Furniture Install & Move- Appraisal Support	8,827.92
9/21/2020 850 EAL Furniture Install & Move- Appraisal Support	1,450.00
9/23/2020 850 EAL Furniture Install- Appraisal Support	5,993.39
9/23/2020 850 EAL Renovation Costs- September 2020	7,570.00
9/24/2020 850 EAL Furniture	5,350.00
9/25/2020 850 EAL Furniture Install & Move- Appraisal Support	7,278.20

\$ 7,770,678.25

**Travis Central Appraisal District
A/R Past Due Report
Through 12/2/2020**

Jur. ID	Jurisdiction	Due Date	Invoice #	Invoice Date	Description	Total Due
12	Village of San Leanna	10/1/2020	5683	9/1/2020	Q4 2020 Jurisdiction Invoices	190.74
1B	Travis Co. ESD No. 7	10/1/2020	5689	9/1/2020	Q4 2020 Jurisdiction Invoices	3,020.03
1F	Tanglewood Forest Limited District	7/1/2020	5559	6/1/2020	Q3 2020 Jurisdiction Invoices	930.14
21	City of Lakeway	7/1/2020	5565	6/1/2020	Q3 2020 Jurisdiction Invoices	8,915.23
2H	N.E. Travis County Utility District	7/1/2020	5574	6/1/2020	Q3 2020 Jurisdiction Invoices	2,053.89
2K	Presidential Glen MUD	7/1/2020	5576	6/1/2020	Q3 2020 Jurisdiction Invoices	708.06
34	Manor Independent School District	10/1/2020	5715	9/1/2020	Q4 2020 Jurisdiction Invoices	91,843.20
3F	City of Cedar Park	7/1/2020	5590	6/1/2020	Q3 2020 Jurisdiction Invoices	5,295.79
3F		10/1/2020	5723	9/1/2020	Q4 2020 Jurisdiction Invoices	5,295.78
40	Village of Creedmoor	10/1/2020	5728	9/1/2020	Q4 2020 Jurisdiction Invoices	257.12
4P	Pilot Knob MUD no. 2	10/1/2020	5739	9/1/2020	Q4 2020 Jurisdiction Invoices	30.63
5A	Round Rock Independent School District	10/1/2020	5747	9/1/2020	Q4 2020 Jurisdiction Invoices	125,691.46
6M	Travis Co. MUD No. 21	10/1/2020	5766	9/1/2020	Q4 2020 Jurisdiction Invoices	1,328.13
71	Travis County ESD No. 14	10/1/2020	5770	9/1/2020	Q4 2020 Jurisdiction Invoices	634.41
7D	Lake Pointe MUD No. 5	7/1/2020	5642	6/1/2020	Q3 2020 Jurisdiction Invoices	701.45
7N	Travis Co. MUD No. 19	10/1/2020	5782	9/1/2020	Q4 2020 Jurisdiction Invoices	8.47
7P	Travis Co. MUD No. 20	10/1/2020	5783	9/1/2020	Q4 2020 Jurisdiction Invoices	34.93
8E	Ranch at Cypress Creek MUD No. 1	7/1/2020	5655	6/1/2020	Q3 2020 Jurisdiction Invoices	413.26
9D	Lakeside WCID No. 1	7/1/2020	5662	6/1/2020	Q3 2020 Jurisdiction Invoices	1,320.08

AGENDA ITEM

#4E

TRAVIS CENTRAL APPRAISAL DISTRICT

BOARD OFFICERS

JAMES VALADEZ
CHAIRPERSON
BRUCE GRUBE
VICE CHAIRPERSON
THERESA BASTIAN
SECRETARY/TREASURER



MARYA CRIGLER
CHIEF APPRAISER

BOARD MEMBERS

TOM BUCKLE
BRUCE ELFANT
ANTHONY NGUYEN
ELEANOR POWELL
RYAN STEGLICH
FELIPE ULLOA
BLANCA ZAMORA-GARCIA

TO: Travis Central Appraisal District
Board of Directors

FROM: Leana H. Mann
Director of Operations

DATE: December 3, 2020

RE: Agenda Item 4E- Budget Line Item Transfers

I would like to request that the Board of Directors make the following line item transfers to the 2020 budget as presented on the following page. The line item transfers below do not require any additional funds from the taxing jurisdictions, nor will they impact the amount of unspent funds at the end of the year.

Respectfully submitted,



Leana H. Mann, CGFO
Director of Operations

<u>Increases</u>		<u>Decreases</u>	
Personnel Cost	\$ 360,000	Benefit Cost	\$ 605,000
Software maintenance	40,500	Travel expenditures	20,000
Legal expenditures	725,000	Operating Supplies	17,000
Subscriptions and data purchases	196,500	Professional services	635,000
Capital Equipment	288,500	Utilities	3,500
		Printing and mailing services	135,000
		Training and education	56,000
		Insurance	19,000
		Other services	120,000
Total	<hr/> \$1,610,500	Total	<hr/> \$ 1,610,500

AGENDA ITEM

#4F

Personnel Changes:					
Name	Action	Date	Job Title	Division	Comments
Brittany Raines	Temp	09/12/2020	Clerk	Appraisal Support	
Sandy Pick	Rehire	09/14/2020	Customer Service Rep	Customer Service	
Nancy Wiatrek	Promotion	09/25/2020	BPP Team Lead	Commercial & BPP	
Daniel Mazziotti	Promotion	09/25/2020	Team Lead	Residential	
Dustin Harshbarger	Promotion	09/25/2020	Land Specialist	Commercial	
Desiree Palencia	Promotion	09/25/2020	Manager	Commercial	
Coletta Ruggiero	Resignation	10/07/2020	Clerk	Appraisal Support	
Brian Osborn	New Hire	10/13/2020	Appraiser	Residential Appraisal	
James Noay	Separation	10/14/2020	Help Desk	IT	
Jeff Way	Resignation	10/16/2020	Appraiser	Residential Appraisal	
David Thompson	Resignation	10/22/2020	Software Engineer	IT	
Cameron Tunnell	Temp	10/26/2020	Help Desk	IT	
Miguel Martinez	New Hire	11/02/2020	Appraiser	Residential Appraisal	
Dawn Rountree	Promotion	11/06/2020	Condo specialist	Residential Appraisal	
Traveler Surley	New Hire	11/09/2020	Appraiser	Residential Appraisal	
Eddy Rumps	New Hire	11/16/2020	Appraiser	Residential Appraisal	
Bill McConnico	Retirement	11/20/2020	Residential Specialist	Residential Apraisal	
Ambra Bruce	Promotion	11/20/2020	Legal Assistant	Admin/Legal	
Karen Rodriguez	New Hire	11/30/2020	Appraiser	Residential Appraisal	
Jacob Warren	New Hire	11/30/2020	Appraiser	Residential Appraisal	
John Zett	New Hire	11/30/2020	Appraiser	Residential Appraisal	
Robert Whitwell	New Hire	11/30/2020	IT Manager	IT	

Current Openings:


Job Posting#	Date Posted	Position	Division	# of Positions
2020145301-06	1/7/2020	Appraiser	Residential Appraisal	4
2020142301	1/7/2020	BPP Appraiser	Commercial/BPP Appraisal	2
Temp Service	1/10/2020	Clerk	Appraisal Support	3
2020120102	10/21/2020	Admin Assistant	Admin	1
2020142304	10/21/2020	Admin Assistant	Commercial/BPP Appraisal	1
2020131204	10/21/2020	Software Engineer	IT	1

AGENDA ITEM

#5A & 5B

TRAVIS APPRAISAL REVIEW BOARD

TCAD BOARD OF DIRECTORS MEETING | DECEMBER 3, 2020



TRAVIS CENTRAL
APPRAISAL DISTRICT

THE ISSUE

The Travis Appraisal Review Board is currently running a **budget deficit** for the 2020 protest season.

As of November 20, 2020, the Travis ARB has exceeded its budget by **\$46,123.44*** and requested funding for an additional 17 weeks of hearings with 15 panels to complete the remaining 23,000 hearings. TCAD estimates this will cost an additional **\$960,075.**

*excluding items paid for from the TCAD budget



SEASONAL COMPARISON

	2019	2020
Timeframe	6/19/2019 – 10/18/2019	6/22/2020 – 11/20/2020 (ongoing)
# of Weeks	17	22*
# of Hearings Completed	78,979	46,691
Total Per Diem Hearing Cost	\$1,264,223	\$1,221,500
Per Diem Cost Per Hearing	\$16.01	\$26.16
Average # of Hearings Per Panel	42	21

*As of November 20, 2020



2020 ARB COMPARISON

	Travis	Dallas	Harris	Fort Bend	Bexar
# of Formal Hearings	46,691	116,198	114,498	15,960	8,580
Per Diem Totals	\$1,221,501	\$330,000	\$2,056,041	\$415,705	\$420,775
Cost Per Hearing	\$26.16	\$2.84	\$17.96	\$26.05	\$49.04
Date Certified	October 2	August 21	September 9	July 25	July 25



ACTIONS TAKEN TO DATE

To address ARB inefficiencies, TCAD has:

- Regularly expressed concerns to the ARB Chair over long hearings, short workdays, the need to work more efficiently, the need to provide the appropriate number of panel resources, and the need to stay within the budget
- Extended informal offers and topline deadlines



REQUEST

- Provide the ARB with funding for 15 days of hearings with 10 panels through year end, transferred from the TCAD 2020 budget, estimated at **\$88,425.**
- Make TCAD whole for excessive expenditures in the 2020 budget
 - \$137,750.46
- Take preventative action to ensure the ARB operates within the time constraints and budget for 2021 by exploring:
 - Taking discretionary funds for other line items to ARB per diems
 - Changing per diems
 - Transferring budgeted funds for attorneys to ARB per diems
 - Approaching the taxing entities for an increase in the ARB budget



AGENDA ITEM

#5D

TRAVIS CENTRAL APPRAISAL DISTRICT

BOARD OFFICERS

JAMES VALADEZ
CHAIRPERSON
BRUCE GRUBE
VICE CHAIRPERSON
THERESA BASTIAN
SECRETARY/TREASURER



MARYA CRIGLER
CHIEF APPRAISER

BOARD MEMBERS

TOM BUCKLE
BRUCE ELFANT
ANTHONY NGUYEN
ELEANOR POWELL
RYAN STEGLICH
FELIPE ULLOA
BLANCA ZAMORA-GARCIA

TO: Travis Central Appraisal District
Board of Directors

FROM: Leana H. Mann
Director of Operations

DATE: December 1, 2020

RE: Item No. 5D- Dell Technologies EMC Storage Solution

The District requests the Board of Directors approve a purchase amount of \$193,766.03 to purchase additional storage. The Dell EMC Power Store is the replacement storage solution for the District's Equallogics storage system. The District will purchase the data off of the Department of Information Resources (DIR) state purchasing contract DIR-TSO-3763.

The additional storage would allow for the District's IT staff to complete more frequent backups and to keep the data for a longer period of time, allowing for a more comprehensive disaster recovery solution.

Description	Amount
EMC PowerStore 1000T	\$193,766.03
<i>TOTAL COST</i>	<i>\$193,766.03</i>

Respectfully submitted,

Leana H. Mann, CGFO
Director of Operations



A quote for your consideration.

Based on your business needs, we put the following quote together to help with your purchase decision. Below is a detailed summary of the quote we've created to help you with your purchase decision.

To proceed with this quote, you may respond to this email, order online through your [Premier page](#), or, if you do not have Premier, use this [Quote to Order](#).

Quote No.	3000073323778.1
Total	\$193,766.03
Customer #	2213603
Quoted On	Nov. 16, 2020
Expires by	Dec. 16, 2020
Solution ID	13342749
Deal ID	17747424

Sales Rep	John Crombie
Phone	(800) 456-3355, +15123485747
Email	John_Crombie@Dell.com
Billing To	LEANA MANN TRAVIS CENTRAL APPRAISAL DISTR PO BOX 149012 AUSTIN, TX 78714-9012

Message from your Sales Rep

Please contact your Dell sales representative if you have any questions or when you're ready to place an order. Thank you for shopping with Dell!

Regards,
John Crombie

Shipping Group

Shipping To	Shipping Method	Install At
LEANA MANN TRAVIS CENTRAL APPRAISAL DISTR 8314 CROSS PARK DR AUSTIN, TX 78754-5121 (512) 834-9317	Standard Delivery	TRAVIS CENTRAL APPRAISAL DISTR

Solution Name:
TCAD Prod 252TBe

Product	Unit Price	Qty	Subtotal
Dell EMC PowerStore 1000 T - AMER	\$193,766.03	1	\$193,766.03
Dell EMC AppSync for PowerStore - AMER	\$0.00	1	\$0.00

Subtotal:	\$193,766.03
Shipping:	\$0.00
Non-Taxable Amount:	\$193,766.03
Taxable Amount:	\$0.00
Estimated Tax:	\$0.00

Total:	\$193,766.03
---------------	---------------------

Consult your DFS rep. Special lease pricing may be available.

Shipping Group Details

Shipping To

LEANA MANN
TRAVIS CENTRAL APPRAISAL
DISTR
8314 CROSS PARK DR
AUSTIN, TX 78754-5121
(512) 834-9317

Shipping Method

Standard Delivery

Install At

TRAVIS CENTRAL APPRAISAL DISTR

Solution Name:

TCAD Prod 252TBe

			Qty	Subtotal
Dell EMC PowerStore 1000 T - AMER			\$193,766.03	1
Estimated delivery if purchased today: Dec. 16, 2020 Contract # C000000006841 Customer Agreement # DIR-TSO-3763				\$193,766.03
Description	SKU	Unit Price	Qty	Subtotal
PowerStore 1000T BASE ENC. FLD INST	210-ASTZ	-	1	-
BASE UNIT CONFIG KIT	343-BBMR	-	1	-
384GB Appliance DIMM 192GB Per Node	370-AEZP	-	1	-
Thank you for choosing Dell EMC	379-BEIQ	-	1	-
PowerStore Base SW	528-BTZK	-	1	-
10GBE OPTICAL 4 PORT CARD PAIR	406-BBQI	-	1	-
Dual 1800W (200-240V) Power Supply, includes C13/C14 Power Cords	450-AIOM	-	1	-
Thank you for buying Dell EMC	800-BBQV	-	1	-
ISG Product (info)	379-BDPD	-	1	-
Dell Hardware Limited Warranty Plus On Site Service	825-9489	-	1	-
ProSupport Plus: Mission Critical 4-Hour 7x24 On-Site Service with Emergency Dispatch 1 Year	825-9526	-	1	-
ProSupport Plus: Mission Critical 4-Hour 7x24 On-Site Service with Emergency Dispatch 4 Years Extended	825-9529	-	1	-
ProSupport Plus: Mission Critical 7x24 HW/SW Tech Support and Assistance 5 Years	825-9535	-	1	-
Thank you for choosing Dell ProSupport Plus. For tech support, visit //www.dell.com/contactdell	951-2015	-	1	-
Dell Hardware Limited Warranty Plus On Site Service Extended Year	955-9041	-	1	-
Thank you for buying Dell EMC	800-BBQV	-	1	-
ProDeploy Plus Training Credits 800 Redeem at education.dellemc.com Expires 1Yr from Order Date	812-4019	-	1	-
ProDeploy Plus for PowerStore 1XXX T	825-8633	-	1	-
P1 25X2.5 NVME SED SSD 7.68TB	400-BGGP	-	12	-
ProSupport Plus: Mission Critical 4-Hour 7x24 On-Site Medium Capacity SSD Add-On, 5 Years	828-4846	-	12	-
			Qty	Subtotal
Dell EMC AppSync for PowerStore - AMER			\$0.00	1
Estimated delivery if purchased today: Dec. 03, 2020				\$0.00

Description	SKU	Unit Price	Qty	Subtotal
AppSync for PowerStore	210-ATXO	-	1	-
On-Site Installation Declined	900-9997	-	1	-
Storage Software Info	626-BBBG	-	1	-
Thank you for Your Order	929-3709	-	1	-
Thank you for Your Order	935-6720	-	1	-
ProSupport Plus Mission Critical for AppSync Starter Pack Software Support Contract 5 Years	828-5778	-	1	-
AppSync Str Pk for PowerStore=CB	528-BYHF	-	1	-
ProSupport Plus Mission Critical for AppSync Starter Pack Software Support Maintenance 5 Years	828-5734	-	1	-

Subtotal:	\$193,766.03
Shipping:	\$0.00
Estimated Tax:	\$0.00
Total:	\$193,766.03

Important Notes

Terms of Sale

This Quote will, if Customer issues a purchase order for the quoted items that is accepted by Supplier, constitute a contract between the entity issuing this Quote ("Supplier") and the entity to whom this Quote was issued ("Customer"). Unless otherwise stated herein, pricing is valid for thirty days from the date of this Quote. All product, pricing and other information is based on the latest information available and is subject to change. Supplier reserves the right to cancel this Quote and Customer purchase orders arising from pricing errors. Taxes and/or freight charges listed on this Quote are only estimates. The final amounts shall be stated on the relevant invoice. Additional freight charges will be applied if Customer requests expedited shipping. Please indicate any tax exemption status on your purchase order and send your tax exemption certificate to Tax_Department@dell.com or ARSalesTax@emc.com, as applicable.

Governing Terms: This Quote is subject to: (a) a separate written agreement between Customer or Customer's affiliate and Supplier or a Supplier's affiliate to the extent that it expressly applies to the products and/or services in this Quote or, to the extent there is no such agreement, to the applicable set of Dell's Terms of Sale (available at www.dell.com/terms or www.dell.com/oemterms), or for cloud/as-a-Service offerings, the applicable cloud terms of service (identified on the Offer Specific Terms referenced below); and (b) the terms referenced herein (collectively, the "Governing Terms"). Different Governing Terms may apply to different products and services on this Quote. The Governing Terms apply to the exclusion of all terms and conditions incorporated in or referred to in any documentation submitted by Customer to Supplier.

Supplier Software Licenses and Services Descriptions : Customer's use of any Supplier software is subject to the license terms accompanying the software, or in the absence of accompanying terms, the applicable terms posted on www.Dell.com/eula. Descriptions and terms for Supplier-branded standard services are stated at www.dell.com/servicecontracts/global or for certain infrastructure products at www.dell.com/en-us/customer-services/product-warranty-and-service-descriptions.htm

Offer-Specific, Third Party and Program Specific Terms: Customer's use of third-party software is subject to the license terms that accompany the software. Certain Supplier-branded and third-party products and services listed on this Quote are subject to additional, specific terms stated on www.dell.com/offeringspecificterms ("Offer Specific Terms").

In case of Resale only: Should Customer procure any products or services for resale, whether on standalone basis or as part of a solution, Customer shall include the applicable software license terms, services terms, and/or offer-specific terms in a written agreement with the end-user and provide written evidence of doing so upon receipt of request from Supplier.

In case of Financing only: If Customer intends to enter into a financing arrangement ("Financing Agreement") for the products and/or services on this Quote with Dell Financial Services LLC or other funding source pre-approved by Supplier ("FS"), Customer may issue its purchase order to Supplier or to FS. If issued to FS, Supplier will fulfill and invoice FS upon confirmation that: (a) FS intends to enter into a Financing Agreement with Customer for this order; and (b) FS agrees to procure these items from Supplier. Notwithstanding the Financing Agreement, Customer's use (and Customer's resale of and the end-user's use) of these items in the order is subject to the applicable governing agreement between Customer and Supplier, except that title shall transfer from Supplier to FS instead of to Customer. If FS notifies Supplier after shipment that Customer is no longer pursuing a Financing Agreement for these items, or if Customer fails to enter into such Financing Agreement within 120 days after shipment by Supplier, Customer shall promptly pay the Supplier invoice amounts directly to Supplier.

Customer represents that this transaction does not involve: (a) use of U.S. Government funds; (b) use by or resale to the U.S. Government; or (c) maintenance and support of the product(s) listed in this document within classified spaces. Customer further represents that this transaction does not require Supplier's compliance with any statute, regulation or information technology standard applicable to a U.S. Government procurement.

For certain products shipped to end users in California, a State Environmental Fee will be applied to Customer's invoice. Supplier encourages customers to dispose of electronic equipment properly.

Electronically linked terms and descriptions are available in hard copy upon request.

^Dell Business Credit (DBC):

OFFER VARIES BY CREDITWORTHINESS AS DETERMINED BY LENDER. Offered by WebBank to Small and Medium Business customers with approved credit. Taxes, shipping and other charges are extra and vary. Minimum monthly payments are the greater of \$15 or 3% of account balance. Dell Business Credit is not offered to government or public entities, or business entities located and organized outside of the United States.

TRAVIS CENTRAL APPRAISAL DISTRICT

BOARD OFFICERS

JAMES VALADEZ
CHAIRPERSON
BRUCE GRUBE
VICE CHAIRPERSON
THERESA BASTIAN
SECRETARY/TREASURER



MARYA CRIGLER
CHIEF APPRAISER

BOARD MEMBERS

TOM BUCKLE
BRUCE ELFANT
ANTHONY NGUYEN
ELEANOR POWELL
RYAN STEGLICH
FELIPE ULLOA
BLANCA ZAMORA-GARCIA

TO: Travis Central Appraisal District
Board of Directors

FROM: Leana H. Mann
Director of Operations


DATE: December 1, 2020

RE: Item No. 5D- True Prodigy CAMA System Enhancements

The District requests the Board of Directors approve a purchase in the amount of \$156,060 to enhance the District's new CAMA software that is currently in development. The current True Prodigy system does not include a field device solution or queue system. The inclusion of these systems within the CAMA system allows for increased efficiency for staff as well as decrease the annual cost required for licensing and maintenance of the current field device and queue system. Currently, the District uses the True Automation field device solution through the PACS CAMA System. The District also purchases an annual subscription from QLess for the check-in queue and appointment system. Having these systems integrated into the True Prodigy CAMA System would decrease the District's annual licensing and maintenance cost by more than \$56,000 per year.

Description	Amount
Prodigy Mobile- Development Cost	\$86,400
Prodigy C-Queue- Development Cost	\$69,660
<i>TOTAL COST</i>	<i>\$156,060</i>

Respectfully submitted,



Leana H. Mann, CGFO
Director of Operations

AGENDA ITEM

#5E

PROFESSIONAL SERVICES AGREEMENT

This contract made and entered into on this _____ day of December, 2020, by and between the Travis Central Appraisal District (hereinafter "the District") and Martin Wilbanks, an individual and independent contractor (hereinafter "the Contractor"). The agreement set forth in this contract represents the full extent of the agreement between the parties. Any prior agreements, estimates, or proposals, not expressly contained in this document are null and void upon the signing of this agreement.

For an in consideration of the mutual covenants and agreements contained herein, and other good and valuable consideration, the receipt and sufficiency of which are acknowledged, the District and the Contractor agree to bind and obligate themselves as follows:

WHEREAS Section 6.052 of the Texas Property Tax Code states that the board of directors of appraisal districts established in counties with populations of more than 125,000 shall appoint a Taxpayer Liaison Officer who shall serve at the pleasure of the board.

WHEREAS Pursuant to section 6.052 of the Texas Property Tax Code, the District's Board of Directors appointed Martin Wilbanks to the position of Taxpayer Liaison Officer effective January 1, 2018.

Contractor's Obligations. The Contractor shall perform and/or provide Taxpayer Liaison services, including, but not limited to, the following:

Performing the function and duties of the Taxpayer Liaison Officer in accordance with the Texas Property Tax Code, including Section 6.052 of said code.

District's Obligations. The District shall:

Compensate the contractor for services rendered at the rate of \$20,000 (twenty thousand dollars and no cents) per year, paid in equal monthly installments for all taxpayer liaison services provided.

Pay the Contractor according to the rate set forth above, monthly, within 7 business days from which an invoice is received by the District's Finance Department.

Term. The term of this contract shall be for the 2021 budget year, beginning January 1, 2021 and ending December 31, 2021.

Fees, Expenses & Payment. Unless Contractor provides the District with a valid tax exemption certificate, the Contractor is responsible for all taxes, duties, and custom fees which may be assessed on the amounts paid for services performed hereunder. Contractor invoices shall be provided to the District monthly and shall include the following information:

- The period for which work and expenses are billed;
- The quantity of work performed in hours;
- Description of all work performed

Independent Contractor Status. The Contractor performs this agreement as an independent contractor, not an employee of the District. Nothing in this agreement is intended to construe the existence of a partnership, joint venture, or agency relationship between the District and the Contractor.

Termination of Contract. The District's Board of Directors reserves the right to terminate this contract at any time for nonperformance and/or failure to follow the contract terms. If the Board of Directors decides to terminate the contract for any of the reasons listed above, the District shall discontinue payment immediately. In this case, the District shall pay the Contractor for any work completed prior to the Contractor's receipt of the written cancellation notice. Either party may terminate this agreement at any time by giving the other party thirty days written notice of termination.

Force Majeure. Neither party shall be liable for any failure to perform its obligations under this agreement if prevented from doing so by a cause or causes beyond its control, including without limitation, acts of God or public enemy, failure of supplies to perform, fire, floods, storms, earthquakes, riots, strikes, war, and restraints of government.

Rights and Duties. The Contractor shall not obtain, by virtue of this agreement, any rights, title, or interest in confidential information of the District. Within 10 (ten) days after termination of this agreement, Contractor shall certify in writing to the District that all copies of Confidential Information, in any form, including partial copies have been destroyed, returned, or used solely as the District so directs.

Changes to Agreement. Any changes to the assigned as outlined in this Agreement shall necessitate a new Agreement.

Third Party Beneficiaries. Nothing in this agreement shall create a contractual relationship between the Contractor or the District and any third party, or any cause of action in favor of any third party. This agreement shall not be construed to render any person or entity a third-party beneficiary of this agreement, including but not limited to any third-party beneficiaries.

Governing Law and Jurisdiction. The interpretation and enforcement of this agreement shall be governed by the laws of the State of Texas.

Prohibition of Boycotting Israel. Local Government Code, Section 2270 prohibits all local government agencies from contracting with companies who boycott Israel or plan to boycott Israel during the term of this contract. By signing this contract, you attest that you have not and do not plan to, during the term of this contract, boycott Israel.

The following exhibits listed below are incorporated by reference as part of this signed contract.

Exhibit A- TCAD General Terms and Provisions

DISTRICT:

(Signature)
James Valadez
Board of Directors, Chairman
Travis Central Appraisal District

CONTRACTOR:

(Signature)
Martin Wilbanks

1. Acceptance

This order is accepted by Contractor's promptly mailing to Travis Central Appraisal District, herein after referred to as "the District", its written acceptance within ten (10) days of the order's date, Contractor submitting a response to a solicitation or a quote, or commencement of performance by Contractor. Acceptance is limited to the terms and conditions of this order. The Contract, with any attachments, constitutes the entire agreement of the Parties. No waiver or modification or additions to the terms of this order shall be valid unless in writing and signed by both Parties. This agreement shall be binding on and inure to the benefits of heirs, executors, administrators, successors, and assigns of the respective Parties to this Agreement.

2. Effective Date/Term

Unless otherwise specified in the Solicitation, this Contract shall be effective as of the date the Contract is signed by the District, and shall continue in effect until all obligations are performed in accordance with the contract.

3. Prices

The District shall not be billed at prices higher than those stated on the front of this order. Unless otherwise specified, the price stated includes all charges for packing, hauling, storage and transportation to point of delivery. Contractor will pay delivery charges in excess of any delivery charge that the District has agreed to pay. Contractor agrees that any price reduction made with respect to the items covered by this order subsequent to its placement but prior to payment will be applicable to this order.

4. Package Deliverables

The Contractor shall package deliverables in accordance with good commercial practice and shall include a packing list showing the description of each item, the quantity and unit price. The Contractor shall bear all cost of packaging. Deliverables shall be suitably packed to secure the lowest transportation cost and to conform with requirements of common carriers and any applicable specifications.

5. Title & Risk of Loss

Title to and risk of loss of the deliverables shall pass to the District only when the District actually receives and accepts the deliverables.

6. Delivery

Substitutions will not be accepted unless acceptance of a substitution is approved by the District's purchasing agent. Approval of a substitution must be in writing and signed by the District's purchasing agent. Contractor shall not ship excess quantities without the District's prior approval. Except as otherwise provided herein, the District shall not be obligated to accept untimely, excess or under shipments and such shipments in whole or in part may, at the District's option, be returned to Contractor, or held for disposition at Contractor's expense and risk. The invoice shall describe the items (including item number, description, quantity ordered, unit cost and total cost) and state the purchase order number (if applicable). The Contractor is not authorized to ship the deliverables under reservation and no tender of a bill of lading will operate as a tender of Deliverables. Every tender of delivery of deliverables must fully comply with all provisions of the Contract as to time of delivery, quality and quantity. Any non-complying tender shall constitute a breach and the Contractor shall not have the right to substitute a conforming tender; provided, where the time for performance has not yet expired, the Contract may notify the District of the intention to cure and may then make a conforming tender within the time allotted in the contract.

7. Delivery Terms and Transportation Charges

Deliverables shall be shipped F.O.B. destination unless otherwise specified. Unless stated otherwise, the Contractor's price shall be deemed to include all delivery and transportation charges. The District shall have the right to designate what method of transportations shall be used to ship the deliverables. The place of delivery shall be that set forth in the address block of the purchase order or purchase released.

8. Warranties

Contractor warrants that the items and services covered hereunder will conform to applicable specifications, instructions, drawings, data and samples, will be merchantable, of good material and workmanship, free from defects and will be fit and sufficient for the purpose intended. These warranties shall be in addition to all other warranties, express, implied or statutory. Payment for, inspection of, or receipt of articles or services shall not constitute a waiver of any breach of warranty.

9. Warranty- Deliverables

The Contractor warrants that it has good and indefeasible title to all deliverables furnished in the Contract, and that the Deliverables are free and clear of all liens, claims, security interests and encumbrances. The Contractor shall indemnify and hold the District harmless from and against all adverse title claims to the deliverables. The Contractor warrants and represents that all deliverables sold to the District under the Contract shall be free from defects in design, workmanship or manufacture, and conform in all material respects to the specifications, drawings, and descriptions in the Solicitation, to any samples furnished by the Contractor, to the terms, covenants and conditions of the Contract, and to all applicable State, Federal or local laws, rules and regulations, and industry codes and standards. Unless otherwise stated in the solicitation, the deliverables shall be new or recycled merchandise, and not used or reconditioned. Recycled deliverables shall be clearly identified as such. The Contract may not limit, exclude or disclaim the foregoing warranty or any warranty implied by law; and any attempt to do so shall be without force or effect. Unless otherwise specified in the Contract, the warranty period shall be at least one year from the date of acceptance of the deliverables or from the date of acceptance of any replacement deliverables. If during the warranty period, one or more of the above warranties are breached, the Contractor shall promptly upon receipt of demand either repair the non-conforming deliverables, or replace the non-conforming deliverables with fully conforming deliverables, at the District's option and at no additional cost to the District. All costs incidental to such repair or replacement, including but not limited to, any packaging and shipping costs, shall be borne exclusively by the Contractor. The District shall endeavor to give the Contractor written notice of the breach of warranty within thirty (30) calendar days of discovery of the breach of warranty, but failure to give timely notice shall not impair the District's rights under this section. If the Contractor is unable or unwilling to repair or replace defective or non-conforming deliverables as required by the District, then in addition to any other available remedy, the District may reduce the quantity of deliverables it may be required to purchase under the Contract from the Contractor, and purchase conforming

deliverables from other sources. In such event, the Contractor shall pay to the District upon demand the increased cost, if any, incurred by the District to procure such deliverables from another source. If the Contractor is not the manufacturer, and the deliverables are covered by a separate manufacturer's warranty, the Contractor shall transfer and assign such manufacturer's warranty to the District. If for any reason the manufacturer's warranty cannot be fully transferred to the District, the Contractor shall assist and cooperate with the District to the fullest extent to enforce such manufacturer's warranty for the benefit of the District.

10. Warranty- Services

The Contractor warrants and represents that all services to be provided the District under the Contract will be fully and timely performed in a good and workmanlike manner in accordance with generally accepted industry standards and practices, the terms, conditions, and covenants of the Contract, and all applicable Federal, State and local laws, rules or regulations. The Contractor may not limit, exclude or disclaim the foregoing warranty or any warranty implied by law, and any attempt to do so shall be without force or effect. Unless otherwise specified in the Contract, the warranty period shall be at least one year from the acceptance date. If during the warranty period, one or more of the above warranties are breached, the Contractor shall promptly upon receipt of demand perform the services again in accordance with above standard at no additional cost to the District. All costs incidental to such additional performance shall be borne by the Contractor. The District shall endeavor to give the Contractor written notice of the breach of warranty within thirty (30) calendar days of discovery of the breach warranty, but failure to give timely notice shall not impair the District's rights under this section. If the Contractor is unable or unwilling to perform its services in accordance with the above standard as required by the District, then in addition to any other available remedy, the District may reduce the amount of service it may be required to purchase under the Contract from the Contractor, and purchase conforming services from another source. In such event, the Contractor shall pay to the District upon demand the increased cost, if any, incurred by the District to procure such services from another source.

11. Acceptance of Incomplete or Non-Conforming Deliverables

If, instead of requiring immediate correction or removal and replacement of defective or non-conforming deliverables, the District prefers to accept it, the District may do so. The Contractor shall pay all claims, costs, losses and damages attributable to the District's evaluation of and determination to accept such defective or non-conforming deliverables. If any such acceptance occurs prior to final payment, the District may deduct such amounts as are necessary to compensate the District for the diminished value of the defective or non-conforming deliverables. If the acceptance occurs after final payment, such amount will be refunded to the District by the Contractor.

12. Right to Assurance

Whenever one Party to the Contract in good faith has reason to question the other Party's intent to perform, demand may be made to the other Party for written assurance of the intent to perform. In the event that no assurance is given within the time specified after demand is made, the demanding Party may treat this failure as an anticipatory repudiation of the Contract.

13. Stop Work Notice

The District may issue an immediate Stop Work Notice in the event the Contractor is observed performing in a manner that is in violation of Federal, State or local guidelines, or in a manner that is determined by the District to be unsafe to either life or property. Upon notification, the Contractor will cease all work until notified by the District that the violation or unsafe condition has been corrected. The Contractor shall be liable for all costs incurred by the District as a result of the issuance of such Stop Work Notice.

14. Inspection and Tests

All goods ordered hereunder will be subject to inspection and test by the District to the extent practicable at all times and places, including the period of manufacture and in any event prior to acceptance. Such goods will be subject to final inspection and acceptance by the District after delivery to the District. It is expressly agreed that inspections and/or payments prior to delivery will not constitute final acceptance. If the goods delivered do not meet the specifications or otherwise do not conform with the requirements of this order, the District shall have the right to reject such goods. Goods which have been delivered and rejected in whole or in part may, at the District's option, be returned to Contractor or held for disposition at Contractor's risk and expense.

15. Waiver

The District's failure to insist in any one or more instances upon the full performance of the Contractor of any term, covenant, obligations or condition imposed on by this order shall not be construed as a waiver of any right available to the District hereunder with respect to such nonperformance or as the District's condoning further nonperformance.

16. Place and Condition of Work

The District shall provide the Contractor or Contractor access to the sites where the Contractor is to perform the services as required in order for the Contractor to perform the services in a timely and efficient manner, in accordance with and subject to the applicable security laws, rules, and regulations. The Contractor acknowledges that it has satisfied itself as to the nature of the District's service requirements and specifications, the location and essential characteristics of the work sites, the quality and quantity of materials, equipment, labor and facilities necessary to perform the services, and any other condition or state of fact which could in any way affect performance of the Contractor's obligations under the contract. Contractor hereby releases and holds the District harmless from and against any liability or claim for damages of any kind or nature if the actual site or service conditions differ from expected conditions.

17. Workforce

The Contractor shall employ only orderly and competent workers, skilled in the performance of the services which they will perform under the Contract. The Contractor, its employees, subcontractors, or subcontractor's employees may not while engaged in participating or responding to a solicitation or while in the course and scope of delivery goods or services under a District contract or on the District's property use or possess alcoholic or other intoxicating beverages, illegal drugs or controller substances, nor may such workers be intoxicated, or under the influence of alcohol or drugs, on the job. If the District or a District representative notifies the Contractor that any worker is incompetent, disorderly or disobedient, has knowingly or repeatedly violated safety regulations, or has possessed or was under the influence of alcohol or drugs on the job, the

Contractor shall immediately remove such worker from Contract services, and may not employ such worker again on Contract services without the District's prior written approval.

18. Compliance with Health, Safety, and Environmental Regulations

The Contractor, its Subcontractors, and their respective employees, shall comply fully with all applicable federal, state, and local health, safety, and environmental laws, ordinances, rules and regulations in the performance of the services, including but not limited to those promulgated by the Occupational Safety and Health Administration (OSHA). In case of conflict, the most stringent safety requirement shall govern. The Contractor shall indemnify and hold the District harmless from and against all claims, demands, suits, actions, judgments, fines, penalties and liability of every kind arising from the breach of the Contractor's obligations under this paragraph.

19. HIPAA Compliance

Vendor agrees to comply with the requirements of the Health Insurance Portability and Accountability Act of 1996, Pub. L. No. 104-191 (codified at 45 C.F.R. Parts 160 and 164), as amended ("HIPAA"); privacy and security regulations promulgated by the United States Department of Health and Human Services ("DHHS"); Title XIII, Subtitle D of the American Recovery and Reinvestment Act of 2009, Pub. L. No. 111-5, as amended ("HITECH Act"); the Genetic Information Nondiscrimination Act of 2008 (GINA); provisions regarding Confidentiality of Alcohol and Drug Abuse Patient Records (codified at 42 C.F.R. Part 2), as amended; and Tex. Health & Safety Code Ann. §§ 81.046, 181.001, 241.151, and 611.001, all et seq., and as amended, collectively referred to as "HIPAA", to the extent that the Vendor uses, discloses or has access to protected health information as defined by HIPAA. Under the final Omnibus Rule effective March 2013, Vendor may be required to enter a Business Associate Agreement pursuant to HIPAA.

20. The District's Property

Title to and the right of immediate possession of any property, including without limitation, patterns, tools, jigs, dies, equipment or material furnished or paid for by the District shall remain with the District. No articles made there from shall be furnished by Contractor to any other Party without the District's prior written consent. Contractor shall keep adequate records of such property which shall be made available to the District upon request, and shall store, protect, preserve, repair and maintain such property in accordance with sound industrial practice, all at Contractor's expense. Unless otherwise agreed to by the District, Seller shall insure the District's interest in such property against loss or damage (including extended coverage). Copier or certificates of such insurance will be furnished to the District on demand.

In the event that the District's property becomes lost or damaged to any extent from any cause while in the Contractor's possession, Contractor agrees to indemnify the District or replace such property at Contractor's expense, in accordance with the District's request.

21. Drawings and Specification Review

If during the term of this order, the District's representatives review drawings, specifications, or other data developed by the Contractor in connection with the order and make suggestions or comments or approve such documents and data, such action is only an expression of opinion by the District and shall not serve to relieve the Contractor of any responsibility for the reliability, quality, rate of output, cost, delivery, performance or any other requirements of this order.

22. Drawings and Data

Contractor shall keep confidential all information, drawings, specifications, or data furnished by the District, or prepared by the Contractor specifically in connection with the performance of this order, and shall not divulge or use such information, drawings, specifications or data for the benefit of any other Party. Except as required for the efficient performance of this order, Contractor shall not make copies or permit copies to be made without the prior written consent of the District. Contractor shall not use, either directly or indirectly, and such data or any information derived there from for any purpose other than to perform this order without obtaining the District's written consent.

23. Use of Information

Contractor agrees that all information heretofore or hereafter furnished or disclosed to the District by Contractor in connection with the placing or filing of this order is furnished or disclosed as a part of the consideration for this order, that such information is not, unless otherwise agreed to by the District in writing, to be treated as confidential or proprietary, and that the Contractor shall assert no claims (other than patent infringement) by reason of the use or disclosure of such information by the District, its assigns or its customers.

24. Advertisements

Contractor shall not in any manner advertise or publish the fact that it has furnished, or contracted to furnish, the District the goods or services herein mentioned without prior written consent of the District. Contractor shall not disclose any details in connection with this order to any Party except as may be otherwise provided.

25. Tooling

Unless otherwise specified in this order, all tooling and/or all other articles required for the performance hereof shall be furnished by the Contractor, shall be maintained in good working condition and replaced when necessary at the Contractor's expense.

26. Default

The District reserves the right, by written notice of default, to cancel this order, without liability to the District, in the event of the happening of any of the following: insolvency of Contractor, the filing of a voluntary petition in bankruptcy by Contractor, the filing of an involuntary petition to have Contractor declared bankrupt, the appointment of a Receiver or Trustee for Contractor, or the execution by Contractor of an assignment for the benefit of creditors. If Contractor fails to perform as specified herein, or if Contractor breaches any of the terms hereof, the District reserves the right, without any liability to the District, upon giving Contractor written notice, to (i) cancel the Contract in whole or in part, by written notice to Contractor and Contractor shall be liable to the District for all damages, losses and liability incurred by the District directly or indirectly resulting from the Contractor's breach, or (ii) obtain the goods ordered herein from another source with any excess cost resulting therefrom, chargeable to Contractor, if such deficiencies are not remedied. The remedies herein provided shall be cumulative and in addition to any other remedies provided by law or in equity.

27. Termination for Cause

In the event of a default by the Contractor, the District shall have the right to terminate the

Contract for cause, by written notice effective ten (10) calendar days, unless otherwise specified, after the date of such notice, unless the Contractor, within such ten (10) day period, cures such default, or provides evidence sufficient to prove to the District's reasonable satisfaction that such default does not, in fact, exist. The District may place Contractor on probation for a specified period of time within which the Contractor must correct any non-compliance issues. Probation shall not normally be for a period of more than nine (9) months, however, it may be for a longer period, not to exceed one (1) year depending on the circumstances. If the District determines the Contractor has failed to perform satisfactorily during the probation period, the District may proceed with suspension. In addition to any other remedy available under law or in equity, the District shall be entitled to recover all actual damages, costs, losses and expenses, incurred by the District as a result of the Contractor's default, including, without limitation, cost of cover, reasonable attorneys' fees, court costs, and prejudgment and post-judgment interest at the maximum lawful rate. All rights and remedies under the Contract are cumulative and are not exclusive of any other right or remedy provided by law.

28. Termination Without Cause

The District shall have the right to terminate the Contract, in whole or in part, without cause any time upon thirty (30) calendar days' prior written notice. Upon receipt of a notice of termination, the Contractor shall promptly cease all further work pursuant to the Contract, with such exceptions, if any, specified in the notice of termination. The District shall pay the Contractor, to the extent of funds Appropriated or otherwise legally available for such purposes, for all goods delivered and services performed and obligations incurred prior to the date of termination in accordance with the terms of the Contract and herein.

29. Fraud

Fraudulent statements by the Contractor on any offer or in any report or deliverable required to be submitted by the Contractor to the District shall be grounds for the termination of the Contract for cause by the District and may result in legal action.

30. Delays

The District may delay scheduled delivery or other due dates by written notice to the Contractor if the District deems it is in its best interest. If such delay causes an increase in the cost of the work under the Contract, the District and the Contractor shall negotiate an equitable adjustment for costs incurred by the Contractor in the Contract price and execute an amendment to the Contract. The Contractor must assert its right to an adjustment within thirty (30) calendar days from the date of receipt of the notice of delay. Failure to agree on any adjusted price shall be handled under the Dispute Resolution process specified in these terms and conditions. However, nothing in this provision shall excuse the Contractor from delaying the delivery as notified.

31. Force Majeure

Neither Party shall be liable for defaults or delays due to Acts of God or the public enemy, acts or demands of any Government or any Governmental agency, strikes, fires, floods, accidents, or other unforeseeable causes beyond its control and not due to its fault or negligence. Each Party shall notify the other in writing of the cause of such delay within five (5) days after the beginning thereof.

32. Compliance with Laws

Contractor agrees to fully observe and comply with all applicable Federal, State and local laws, rules, regulations and order pertaining to the production and sale of the goods ordered, and, upon request, Contractor shall furnish the District certificates of compliance with such laws, rules, regulations and orders.

33. Government Contracts

If it is indicated on the face hereof or Contractor is otherwise informed that this order is placed, directly or indirectly, under a contract of the United States Government or any State or other governmental authority, then all terms and conditions required by law, regulation or by the Government Contract with respect to this order are incorporated herein by reference. To the extent that the terms and conditions of this order are inconsistent with any such required terms and conditions, then the required terms and conditions shall prevail and be binding on both the District and the Contractor. Contractor agrees, certifying that Contractor is in compliance with all such terms and conditions as well as any applicable law or regulation. Upon request, the District will make available to the Contractor copies of all pertinent terms and conditions required by any such Government Contract.

34. Right to Audit

The Contractor agrees that a representative of the County Auditor, District, or District's auditor, or any other authorized representative of the District shall have access to, and the right to audit, examine, or reproduce, any and all records of the Contractor related to the performance under this Contract. The Contractor shall retain all such records for a period of three (3) years after final payment on this Contract or until all audit and litigation matters the District has brought to the attention of the Contractor are resolved, whichever is longer. The Contractor agrees to refund to the District any overpayments disclosed by any such audit. The Contract shall include section the "right to audit" language above in all subcontractor agreements entered into in connection with this Contract.

35. Subcontractors

Work performed for the Contractor by a Subcontractor shall be pursuant to a written contract between the Contractor and Subcontractor. The terms of the subcontract may not conflict with the terms of the Contract, and shall contain provisions that: (1) require that all deliverables to be provided by the Subcontractor be provided in strict accordance with the provisions, specifications and terms of the Contract; (2) prohibit the Subcontractor from further subcontracting any portion of the Contract without the prior written consent of the District and the Contractor. The District may require, as a condition to such further subcontracting, that the Subcontractor post a payment bond in form, substance and amount acceptable to the District; (3) require Subcontractors to submit all invoice and applications for payments, including any claims for additional payments, damages or otherwise, to the Contractor in sufficient time to enable the Contractor to include same with its invoice or application for payment to the District in accordance with the terms of the Contract; (4) require that all Subcontractors obtain and maintain, throughout the term of their contract, insurance in the type and amounts specified for the Contractor, with the District being named insured as its interest shall appear; and (5) require that the Subcontractor indemnify and hold the District harmless to the same extent as the Contractor is required to indemnify the District. The Contractor shall be fully

responsible to the District for all acts and omissions of the Subcontractors just as the Contractor is responsible for the Contractor's own acts and omissions. Nothing in the Contract shall create for the benefit of any such Subcontractor any contractual relationship between the District and any such Subcontractor, nor shall it create any obligation on the part of the District to pay or to see to the payment of any moneys due to any such Subcontractor except as may otherwise be required by law. The Contractor shall pay each Subcontractor its appropriate share of payments made to the Contractor not later than ten (10) calendar days after receipt of payment from the District.

36. Equal Opportunity

The Equal Opportunity Clause in Section 202 Executive Order No. 11246, amended, relative to Equipment Employment Opportunity, and the implementing rules and regulations of the Office of Federal Contract Compliance, and Section 503 of the Rehabilitation Act, or incorporated herein by specific references.

37. Indemnification

The Contractor shall defend (at the option of the District), indemnify, and hold the District, its successors, assigns, officers, employees and elected or appointed officials harmless from and against all indemnified claims directly arising out of, incident to, concerning or resulting from the fault of the contractor, or the contractor's agents, employees or subcontractors, in the performance of the Contractor's obligations under the contract. Nothing herein shall be deemed to limit the rights of the District or the Contractor (including but not limited to, the right to seek contribution) against any third party who may be liable for an indemnified claim.

38. Intellectual Property

Contractor shall indemnify and hold harmless the District, its successors, assigns, customers or users of its products, from and against all loss, liability and damage, including costs and expenses, resulting from any claim that the manufacture, use, sale or resale of any goods or services supplied under the Contract infringe any patent, patent rights, copyright, trademark, service mark, trade secret or any other intellectual property right of any other party. Contractor, when notified, shall defend any action or claim of such infringement at its own expense. Contractor warrants that the products, goods, or services when delivered to the District will be free from any claims of alleged infringement of patent, copyright, trademark, service mark, trade secret or any other intellectual property right of any other party. If any third party asserts any such claim or allegation against the District or its customers, Contractor shall defend, indemnify and hold harmless the District and its customers from and against any and all costs (including reasonable attorneys' fees incurred), expenses, losses, damages, liabilities, penalties, or judgments relating to such claim or allegation, provided that the District and its customers use the products, goods, or services for their normal purposes.

39. Assignment

Neither this order nor any rights or obligations herein may be assigned by Contractor nor may Contractor delegate the performance of any of its duties hereunder without, in either case, the prior written consent of the District.

40. Applicable Law

The validity, interpretation and performance of these terms and conditions shall be governed by the laws of the State of Texas. The obligations and undertakings of each of the Parties to the Contract shall be performed in Travis County, Texas.

41. Invoices and Notices

All correspondence and invoices covering the Contract, and these terms and conditions, must be addressed to the District's Finance Department. The District's contact information is as follows:

Travis Central Appraisal District
Attn: Finance Department
P.O. Box 149012
Austin, TX 78714-9012
Ph: (512)834-9317

Any notice, other than regular invoices, triggering either Party's rights under these terms and conditions shall be made in writing and sent via certified mail to the other Party. Each Contract shall submit separate invoices on each purchase order or purchase release after each delivery. If partial shipments or deliveries are authorized by the District, a separate invoice must be sent for each shipment or delivery made. Proper invoices must include a unique invoice number and the purchase order number. Invoices shall be itemized and transportation charges, if any, shall be listed separately. A copy of the bill of lading and the freight waybill, when applicable, shall be attached to the invoice. The Contractor's name and, if applicable, the tax identification number on the invoice must exactly match the information in the Vendor file with the District. Unless otherwise instructed in writing, the District may rely on the remittance address specified on the Contractor's invoice.

Federal excise taxes, State taxes, or City sales taxes must not be included in the invoiced amount. The District will furnish a tax exemption certificate upon request.

42. Payment

All proper invoices received by the District will be paid within thirty (30) calendar days of the District's receipt of deliverables or of the invoice, whichever is later. If partial shipments or deliverables are authorized by the District, the Contractor will be paid for the partial shipment or delivery, as stated above, provided that the invoice matches the shipment or delivery. The District may withhold or set off the entire payment or part of any payment otherwise due to the Contract as may be necessary on account of: (1) delivery of defective or non-conforming deliverables by the contractor; (2) third party claims, which are not covered by the insurance which the Contractor is required provide, are filed or reasonable evidence indicating probable filing of such claims; (3) failure of the Contractor to pay Subcontractors, or for labor, materials, or equipment; (4) damage to the property of the District or the District's agents, employees or contractors, which is not covered by insurance required to be provided by the Contractor; (5) reasonable evidence that the Contractor's obligations will not be completed within the time specified in the Contract, and that the unpaid balance would not be adequate to cover actual or liquidated damages for the anticipated delay; (6) failure of the Contractor to submit proper invoices with all required attachments and

supporting documentation; and (7) failure of the Contractor to comply with any material provision of the Contract Documents.

The awarding or continuation of this contract is dependent upon the availability of funding. The District's payment obligations are payable only and solely from the funds appropriated and available for this contract. The absence of appropriated or other lawfully available funds shall render the Contract null and void to the extent funds are not appropriated or available and any deliverables delivered but unpaid shall be returned to the Contractor. The District shall provide the Contractor written notice of the failure of the District to make an adequate appropriation for any fiscal year to pay the amounts due under the Contract, or the reduction of any appropriation to an amount insufficient to permit the District to pay its obligations under the Contract. In the event of non or inadequate appropriation of funds, there will be no penalty nor removal fees charged to the District.

43. Travel Expenses

All travel, lodging and per diem expenses in connection with the Contract for which reimbursement may be claimed by the Contractor under the terms of the solicitation will be reviewed by the District's Finance Department for accuracy. All travel expenses submitted for reimbursement must be accompanied by copies of detailed itemized receipts (e.g. hotel bills, airline tickets, etc.) No reimbursement will be made for expenses not actually incurred. Airline fares in excess of coach or economy will not be reimbursed. Mileage charges may not exceed the amount permitted as a deduction in any year under the Internal Revenue Code or Regulations.

44. Insurance

If Contractor performs any services for the District on the District's premises, during the term of this Agreement and for a period of at least one year after completion of Contractor's obligations pursuant hereunder, Contractor will maintain the following levels of insurance coverage with a reputable and financially sound insurance carrier: (a) workers' compensation insurance as required by applicable law; (b) employer's liability insurance with limits not less than US \$1 million; (c) Commercial General Liability, including Products and Completed Operations and Contractual Liability, with a minimum combined single limit of \$1 million per occurrence; and (d) Excess Liability Insurance with limits not less than US \$5 million unless otherwise documented in writing and signed by both Parties. Contractor will provide the District with an insurance certificate from its insurance carriers for each of the required foregoing insurance coverages, and naming the District as an additional insured for Commercial General Liability and Excess Liability Insurance.

45. Claims

If any claim, demand, suit, or other action is asserted against the Contractor which arises under or concerns the Contract, or which could have a material adverse effect on the Contractor's ability to perform thereunder, the Contractor shall give written notice thereof to the District within ten (10) calendar days after receipt of notice to the Contractor. Such notice to the District shall state the date of notification of any such claim, demand, suit, or other action; the names and addresses of the claimant(s); the basis thereof; and the name of each person against whom such claim is being asserted.

46. Notice

Unless otherwise specified, all notices, requests, or other communications required or appropriate to be given under the Contract shall be in writing and shall be deemed delivered three (3) business days after postmarked if sent by US Postal Service mail. Notices delivered by other means shall be deemed delivered upon receipt by the addressee. Routine communications may be made by first class mail, email, or other commercial accepted means.

47. Confidentiality

In order to provide the Deliverables to the District, Contractor may require access to certain of the District's and/or its licensors' confidential information (including inventions, employee information, trade secrets, confidential know-how, confidential business information, and other information which the District or its licensors consider confidential) (collectively, "Confidential Information"). Contractor acknowledges and agrees that the Confidential Information is the valuable property of the District and/or its licensors and any unauthorized use, disclosure, dissemination, or other release of the Confidential Information will substantially injure the District and/or its licensors. The Contractor (including its employees, subcontractors, agents, or representatives) agrees that it will maintain the Confidential Information in strict confidence and shall not disclose, disseminate, copy, divulge, recreate, or otherwise use the Confidential Information without the prior written consent of the District or in a manner not expressly permitted under this Agreement, unless the Confidential Information is required to be disclosed by law or an order of any court or other governmental authority with proper jurisdiction, provided the Contractor promptly notifies the District before disclosing such information so as to permit the District reasonable time to seek an appropriate protective order. The Contractor agrees to use protective measures no less stringent than the Contractor uses within its own business to protect its own most valuable information, which protective measures shall under all circumstances be at least reasonable measures to ensure the continued confidentiality of the Confidential Information. This provision should not be interpreted to limit or prevent the Contractor from complying with the Texas Public Information Act (TPIA), or a decision of the Attorney General. As required under the TPIA, a Party shall notify the other Party when a Requestor under the TPIA seeks information that may be Confidential Information of the other Party.

48. Publications

All published material and written reports submitted under the Contract must be originally developed material unless otherwise specifically provided in the Contract. When material not originally developed is included in a report in any form, the source shall be identified.

49. Advertising

The Contractor shall not advertise or publish, without the District's prior consent, the fact that the District has entered into the Contract, except to the extent required by law.

50. No Contingent Fees

The Contractor warrants that no person or selling agency has been employed or retained to solicit or secure the Contract upon any agreement or understanding for commission, percentage, brokerage, or contingent fee, excepting bona fide employees of bona fide established commercial or selling agencies maintained by the Contractor for the purpose of securing business. For breach or violation of this warranty, the District shall have the right, in addition to any other remedy available, to cancel the Contract without liability and to deduct from any

amounts owed to the Contractor, or otherwise recover, the full amount of such commission, percentage, brokerage or contingent fee.

51. Gratuities

The District may, by written notice to the Contractor, cancel the Contract without liability if it is determined by the District that gratuities were offered or given by the Contractor or any agent or representative of the Contractor to any officer or employee of the District with a view toward securing the Contract or securing favorable treatment with respect to the awarding or amending or the making of any determinations with respect to the performing of such contract. In the event the Contract is canceled by the District pursuant to this provision, the District shall be entitled, in addition to any other rights and remedies, to recover or withhold the amount of the cost incurred by the Contractor in providing such gratuities.

52. Prohibition Against Personal Interest in Contracts

No officer, employee, independent consultant, or elected official of the District who is involved in the development, evaluation, or decision-making process of the performance of any solicitation shall have a financial interest, direct or indirect, in the Contract resulting from that solicitation. Any willful violation of this section shall constitute impropriety in office, and any officer or employee guilty thereof shall be subject to disciplinary action up to and including dismissal. Any violation of this provision, with the knowledge, expressed or implied, of the Contractor shall render the Contract voidable by the District.

53. Independent Contractor

The Contract shall not be construed as creating an employer/employee relationship, a partnership, or a joint venture. The Contractor's services shall be those of an independent contractor. The Contractor agrees and understands that the Contract does not grant any rights or privileges established for employees of the District.

54. Assignment-Delegation

The Contract shall be binding upon and ensure to the benefit of the District and the Contractor and their respective successors and assigns, provided however, that no right or interest in the Contract shall be assigned and no obligation shall be delegated by the Contractor without the prior written consent of the District. Any attempted assignment or delegation by the Contractor shall be void unless made in conformity with this paragraph. The Contract is not intended to confer rights or benefits on any person, firm or entity not a Party hereto; it being the intention of the Parties that there be no third party beneficiaries to the Contract.

55. Waiver

No claim or right arising out of a breach of the Contract can be discharged in whole or in part by a waiver or renunciation of the claim or right unless the waiver or renunciation is supported by consideration and is in writing signed by the aggrieved Party. No waiver by either the Contractor or the District of any one or more events of default by the other Party shall operate as, or be construed to be, a permanent waiver of any rights or obligations under the Contract, or an express or implied acceptance of any other existing or future default or defaults, whether of a similar or different character.

56. Modifications

The Contract can be modified or amended only by a writing signed by both Parties. No printed or similar terms on any the Contractor invoice, order or other document shall have any force or effect to change the terms, covenants, and conditions of the Contract.

57. Interpretation

The Contract is intended by the Parties as a final, complete and exclusive statement of the terms of their agreement. No course of prior dealing between the Parties or course of performance or usage of the trade shall be relevant to supplement or explain any term used in the Contract. Although the Contract may have been substantially drafted by one Party, it is the intent of the Parties that all provisions be construed in a manner to be fair to both Parties, reading no provisions more strictly against one Party or the other. Whenever a term defined by the Uniform Commercial Code, as enacted by the State of Texas, is used in the Contract, the UCC definition shall control, unless otherwise defined in the Contract. Unless the context otherwise requires, words importing the singular shall include the plural and vice-versa. The words "include," "includes" and "including" shall mean "include without limitation," "includes without limitation" and "including without limitation," it being the intention of the Parties that any listing following thereafter is illustrative and not exclusive or exhaustive. All references to "days" shall mean calendar days, unless otherwise specified. Section headings of these terms and conditions have been added solely for convenience of reference and shall have no effect upon construction or interpretation of the Contract.

58. Dispute Resolution

If a dispute arises out of or relates to the Contract, or the breach thereof, the Parties agree to negotiate prior to prosecuting a suit for damages. However, this section does not prohibit the filing of a lawsuit to toll the running of a statute of limitations or to seek injunctive relief. Either Party may make a written request for a meeting between representatives of each Party within fourteen (14) calendar days after receipt of the request or such later period as agreed by the Parties. Each Party shall include, at a minimum, one (1) senior level individual with decision-making authority regarding the dispute. The purpose of this and any subsequent meeting is to attempt in good faith to negotiate a resolution of the dispute. If, within thirty (30) calendar days after such meeting, the Parties have not succeeded in negotiating a resolution of the dispute, they will proceed directly to mediation as described below. Negotiation may be waived by a written agreement signed by both Parties, in which event the Parties may proceed directly to mediation as described below. If the efforts to resolve the dispute through negotiation fail, or the Parties waive the negotiation process, the Parties may select, within thirty (30) calendar days, a mediator trained in mediation skills to assist with resolution of the dispute. Should they choose this option, the District and the Contractor agree to act in good faith in the selection of the mediator and to give consideration to qualified individuals nominated to act as mediator. Nothing in the Contract prevents the Parties from relying on the skills of a person who is trained in the subject matter of the dispute or a contract interpretation expert. If the Parties fail to agree on a mediator within thirty (30) calendar days of initiation of the mediation process, the mediator shall be selected by the Travis County Dispute Resolution Center (DRC). The Parties agree to participate in mediation in good faith for up to thirty (30) calendar days from the date of the first mediation session. The District and the Contractor will share the mediator's fees equally and the Parties will bear their own costs of participation such as fees for any consultants or attorneys they may

utilize to represent them or otherwise assist them in the mediation.

59. Limitations

The District is subject to constitutional and statutory limitations on its ability to enter into certain terms and conditions of the Agreement, which may include those terms and conditions relating to: liens on the District's property; disclaimers and limitations of warranties; disclaimers and limitations of liability for damages; waivers, disclaimers, and limitations on legal rights, remedies, requirements, and processes; limitations of time in which to bring legal action; granting control of litigation or settlement to another party; liability for acts or omissions of third parties; payment of attorney's fees; dispute resolution; and indemnities. Terms and conditions relating to these limitations will only be binding on the District to the extent permitted by the Constitution and the laws of the State of Texas.

60. Jurisdiction and Venue

The Contract is made under and shall be governed by the laws of the State of Texas, including, when applicable, the Uniform Commercial Code as adopted in Texas, V.T.C.A., Bus. & Comm. Code, Chapter 1, excluding any rule or principle that would refer to and apply the substantive law of another state or jurisdiction. All issues arising from this Contract shall be resolved in the courts of Travis County, Texas and the Parties agree to submit to the exclusive personal jurisdiction of such courts. The foregoing, however, shall not be construed or interpreted to limit or restrict the right or ability of the District to seek and secure injunctive relief from any competent authority as contemplated herein.

61. Invalidity & Severability

If any provision, or part thereof, of the Contract becomes or is declared invalid, illegal, or unenforceable in any respect under any law, such provision, or part thereof, shall be null and void, and deemed deleted from the Contract. Any void provision shall be deemed severed from the Contract and the balance of the Contract shall be construed and enforced as if the Contract did not contain the particular portion or provision held to be void. The Parties further agree to consider, but or not obligated, to reform the Contract to replace any invalid, illegal or unenforceable provision with a valid provision that comes as close as possible to the intent of the voided provision. The provisions of this section shall not prevent this entire Contract from being void should a provision which is the essence of the Contract be determined to be void.

62. Survivability of Obligations

All provisions of the Contract that impose continuing obligations on the Parties, including but not limited to the warranty, indemnity, and confidentiality obligations of the Parties, shall survive the expiration or termination of the Contract.

63. Non-suspension or Debarment Certification

The District is prohibited from contracting with or making prime or sub-awards to parties that are suspended or debarred or whose principals are suspended or debarred from Federal, State, or District Contracts. By accepting a Contract with the District, the Vendor certifies that its firm and its principals are not currently suspended or debarred from doing business with the Federal Government, as indicated by the General Services Administration List of Parties Excluded from Federal Procurement and Non-Procurement Programs, the State of Texas, or the District.

64. Equal Opportunity

No Offeror, or Offeror's agent, shall engage in any discriminatory employment practice. No Offeror, or Offeror's agent, shall engage in any discriminatory employment practice against individuals with disabilities as defined in the ADA.

65. Integration

These terms and conditions supersede any and all other agreements, either oral or in writing, between the Parties with respect to the subject matter of the Contract, and contains all of the covenants and agreements between the Parties with respect to the subject matter. Both Parties to the Contract acknowledge that no representations, inducements, promises, or agreements, orally or otherwise, have been made by any party, or anyone acting on behalf of any party, that are not set forth in the Contract, and that no agreement, statement, or promise not contained in the Contract shall be valid or binding.

66. Hierarchy

In the event that the terms and conditions of this Contract conflict with any other terms and conditions, this is the hierarchy that will be used:

1. Any terms or conditions stated on the face of the order
2. Any terms or conditions attached to the order
3. Any history of past business dealings
4. Any terms or conditions of the Contractor

Should you have any questions regarding the District's terms and conditions, you may contact the District's Finance & Facilities Officer, Leana Mann, at (512)834-9317 or by email at Lmann@tcadcentral.org.

AGENDA ITEM

#5G

TRAVIS CENTRAL APPRAISAL DISTRICT

BOARD OFFICERS

JAMES VALADEZ
CHAIRPERSON
BRUCE GRUBE
VICE CHAIRPERSON
THERESA BASTIAN
SECRETARY/TREASURER



MARYA CRIGLER
CHIEF APPRAISER

BOARD MEMBERS

TOM BUCKLE
BRUCE ELFANT
ANTHONY NGUYEN
ELEANOR POWELL
RYAN STEGLICH
FELIPE ULLOA
BLANCA ZAMORA-GARCIA

TO: Travis Central Appraisal District
Board of Directors

FROM: Leana H. Mann
Director of Operations

DATE: December 1, 2020

RE: Item No. 5G- Vacation & Personal Holiday Roll Over

The District currently has three employees who will lose earned vacation hours at the end of the year. The District also has 18 employees who have not used their allotted personal holidays. The number of employees will likely decrease, as many will use these two days during the holidays. This year was a very challenging year, and many employees were not able to take time off.

I would like to request that the Board of Directors authorize the District to roll-over to fiscal year 2021 any vacation hours or personal holidays that would normally be expunged at the end of 2020.

Vacation:

Name	Current Vacation Balance	Accrual thru Year End	Estimated EOY Balance	Vacation Hours Estimated to be Expunged at EOY
Employee 1	640.50	12.00	652.50	27.50
Employee 2	684.75	12.00	696.75	71.75
Employee 3	850.25	12.00	862.25	237.25

Personal Holiday:

Department	# of Employees	# of Days to be Expunged at EOY
Administration	5	9
IT	2	3
Customer Service	2	3
Appraisal Support	1	2
Commercial/BPP Appraisal	1	2
Residential Appraisal	7	9
Total	18	28

Respectfully submitted,

Leana H. Mann, CGFO
Director of Operations